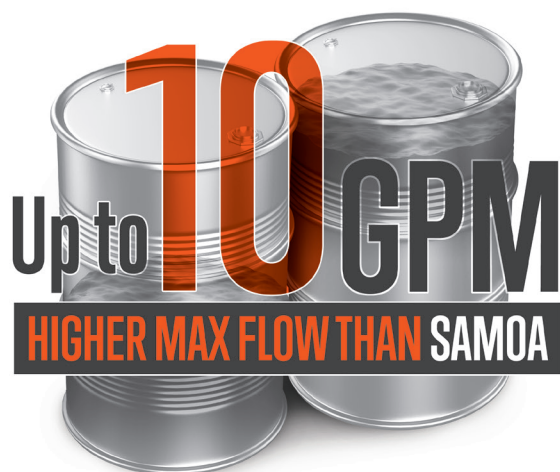


# COMPARISON CENTRAL: WILDEN vs. SAMOA

Wilden® Pro-Flo® SHIFT Bolted Metal Series vs. SAMOA Pivot Series

To determine the most efficient, reliable and valuable pump for real-world applications, we conducted a head-to-head evaluation of two prominent options: the **Wilden® Pro-Flo® SHIFT** Bolted Metal Series and the SAMOA Pivot Series. This comparison focuses on key performance indicators, including ease of maintenance, flow capacity, air consumption and potential annual savings.




DON'T BELIEVE US? FLIP OVER TO SEE THE DATA!


**WILDEN®**

# COMPARISON CENTRAL: WILDEN vs. SAMOA




 <b>MAX. FLOW</b>	WILDEN PS			SAMOA	
	SIZE	MODEL	MAX. FLOW lpm (gpm)	MODEL	MAX. FLOW lpm (gpm)
	51 mm (2")	<b>PS420/430</b>	<b>685 (181)</b>	UP20	650 (172)
	76 mm (3")	<b>PS1520/1530</b>	<b>1037 (274)</b>	UP30	1000 (264)

**BENEFITS:** The Wilden Pro-Flo SHIFT Series features a higher flow rate than the SAMOA Pivot Series, allowing for faster transfers, increased efficiency and the ability to handle demanding applications.

 <b>EFFICIENCY (Nm<sup>3</sup>/h/scfm)</b>	WILDEN PS		SAMOA	% LESS AIR CONSUMED
	DATA POINTS	PS820/830   SIZE: 51 mm (2")	UP20   SIZE: 51 mm (2")	
	140 gpm @ 10 psig	<b>123/74</b>	148/92	<b>26%</b>
	70 gpm @ 40 psig	<b>60/38</b>	90/50	<b>24%</b>
	DATA POINTS	PS1520/1530   SIZE: 76 mm (3")	UP30   SIZE: 76 mm (3")	% LESS AIR CONSUMED
	220 gpm @ 10 psig	<b>144/105</b>	235/135	
	90 gpm @ 40 psig	<b>80/50</b>	123/77	<b>35%</b>

**BENEFITS:** The Wilden Pro-Flo SHIFT Series requires less air than the SAMOA Pivot Series, reducing the amount of compressed air needed to move fluid and thereby lowering operating costs, minimizing energy waste and extending pump life.

 <b>ANNUAL OPERATING COST* (USD)</b>	WILDEN PS		SAMOA	WILDEN ANNUAL SAVINGS
	DATA POINTS	PS820/830   SIZE: 51 mm (2")	UP20   SIZE: 51 mm (2")	
	140 gpm @ 10 psig	<b>\$2,051</b>	\$2,981	<b>\$930</b>
	70 gpm @ 40 psig	<b>\$1,083</b>	\$1,672	<b>\$589</b>
	DATA POINTS	PS1520/1530   SIZE: 76 mm (3")	UP30   SIZE: 76 mm (3")	WILDEN ANNUAL SAVINGS
	220 gpm @ 10 psig	<b>\$3,639</b>	\$5,410	
	90 gpm @ 40 psig	<b>\$1,379</b>	\$2,112	<b>\$733</b>

\*Assumptions: Operating at 8 hours a day, 5 days a week, totaling 2,080 hours of operation per year at 10 cents per kilowatt hour.

NOTE: All information gathered and represented is published SOMAO performance data. Pivot is a patented technology of SAMOA. SAMOA is a registered trademark of Samoa Industrial.

WIL-19232-F-01

Copyright 2025 PSG®, a Dover company

Authorized PSG® Partner:

Where Innovation Flows 

**WILDEN®**

PSG  
22069 Van Buren Street  
Grand Terrace, CA 92313-5651 USA  
P: +1 (909) 422-1730 • F: +1 (909) 783-3440  
[wildenpump.com](http://wildenpump.com)

PSG® reserves the right to modify the information and illustrations contained in this document without prior notice. This is a non-contractual document. 10-2025