

The 19mm rotor carries 3 cavities each with a volume of 0.50ml. This pump fits directly into a standard Bag-in-Box (BiB) gland and is compatible with most bag making and filling lines. The pump can be driven by a stepper or DC motor.

The product can be supplied with a selection of nozzles for preferred dosing applications. Alternatively, Quantex can provide a unique connector to suit the customers system.

The pump can be used in the food, beverage, consumer and industrial markets.

The pump is available in four variants:

**SD** – standard pressure.

**HP** – high pressure.

**DL** – in-pump dilution delivering mix ratios of 2:1 to 25:1.

**HS** – features an air inlet for high-speed running.

	<b>QX55-SD</b>	<b>QX55-HP</b>	<b>QX140-DL</b>	<b>QX150-HS</b>
<b>Pump image</b>				
<b>Max flowrate</b>	54L/hr		142L/hr (54L/hr concentrate)	148.5L/hr
<b>Resolution</b>	0.50ml			
<b>Operating speed</b>	1 - 10rps			1 - 27.5rps
<b>Baseline accuracy</b>	± 5%			
<b>Max pressure</b>	1 bar	4 bar	2 bar	1 bar
<b>Max torque</b>	700mNm			
<b>Max fluid viscosity</b>	25,000cP			
<b>Operating temperature</b>	2-40°C			
<b>Dimensions (mm)</b>	57H, 40W, 40D			
<b>Weight</b>	17.5g		17.6g	15.8g
<b>Wetted materials</b>	PP, HDPE, NBR	PP, HDPE, NBR, SIL		PP, HDPE, NBR

## Bag in Box Pump Range

The pumps are designed to be compatible on the inlet with a standard bag gland. On the outlet various unique connector designs can be attached to the core pump to suit customer needs.

The off the shelf connector offerings are shown below.


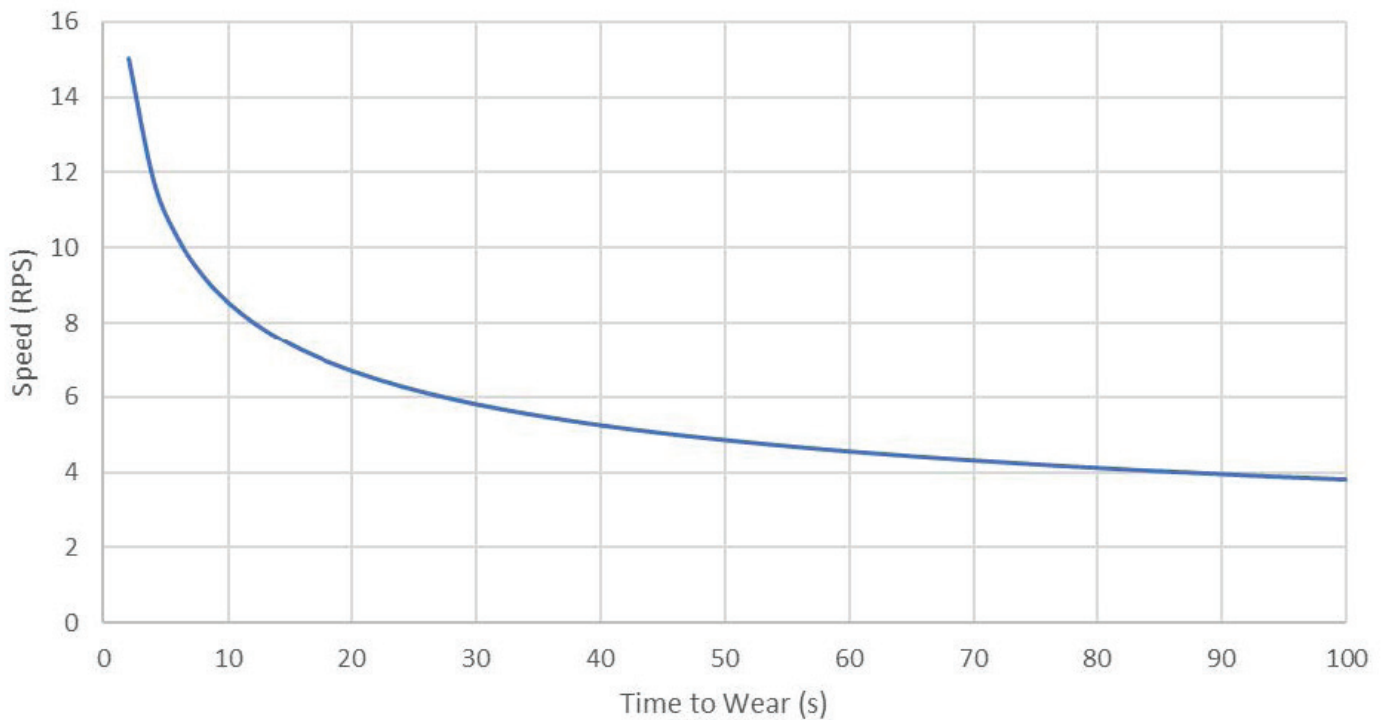
PUMP COMPATIBILITY	CONNECTOR DESCRIPTION	PRODUCT IMAGE
<p><b>QX55-SD-B</b>  <b>QX55-HP-B</b>  <b>QX140-DL-B</b></p>	<p>BiB laminar nozzle                      Outlet connector for laminar flow</p>	

Chart showing that dry priming/running needs to be limited. Wear can occur quickly at high dry running speeds.

QX55, QX140, QX150 (Dry Running)

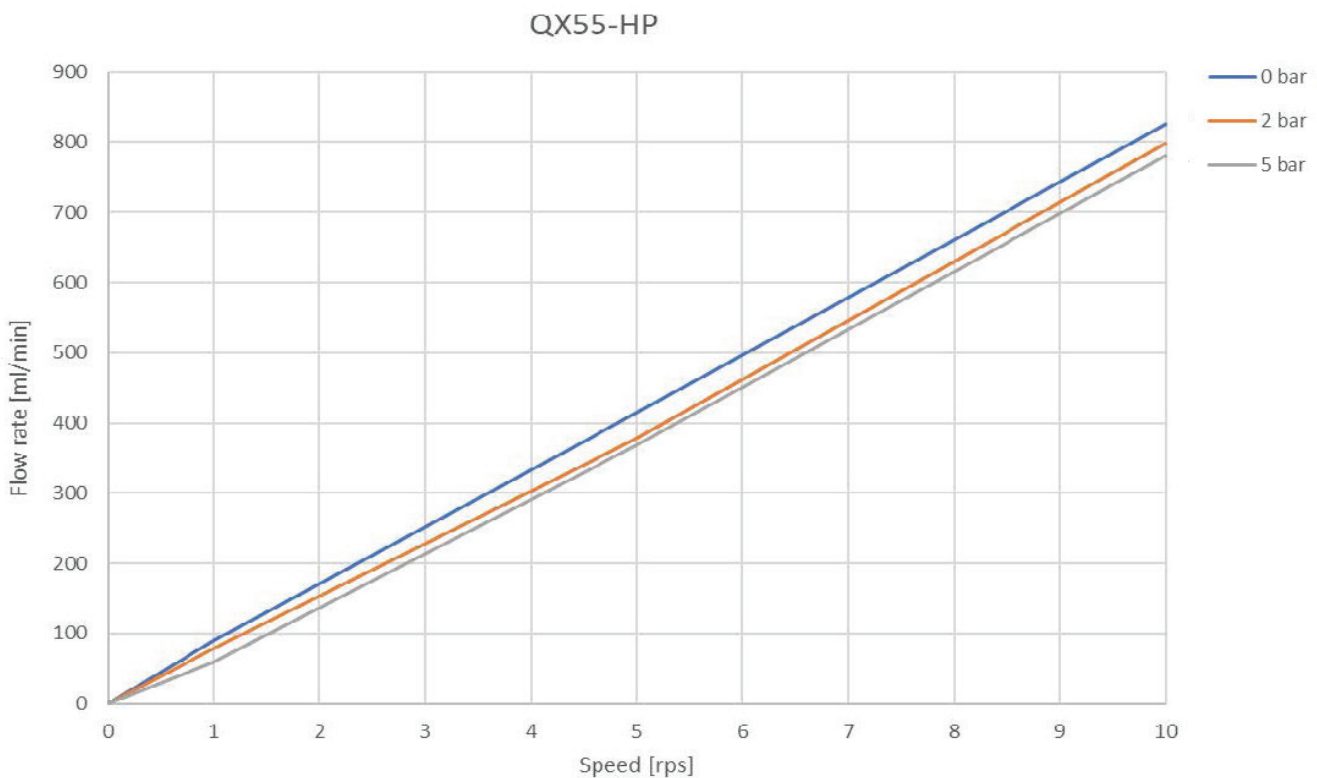
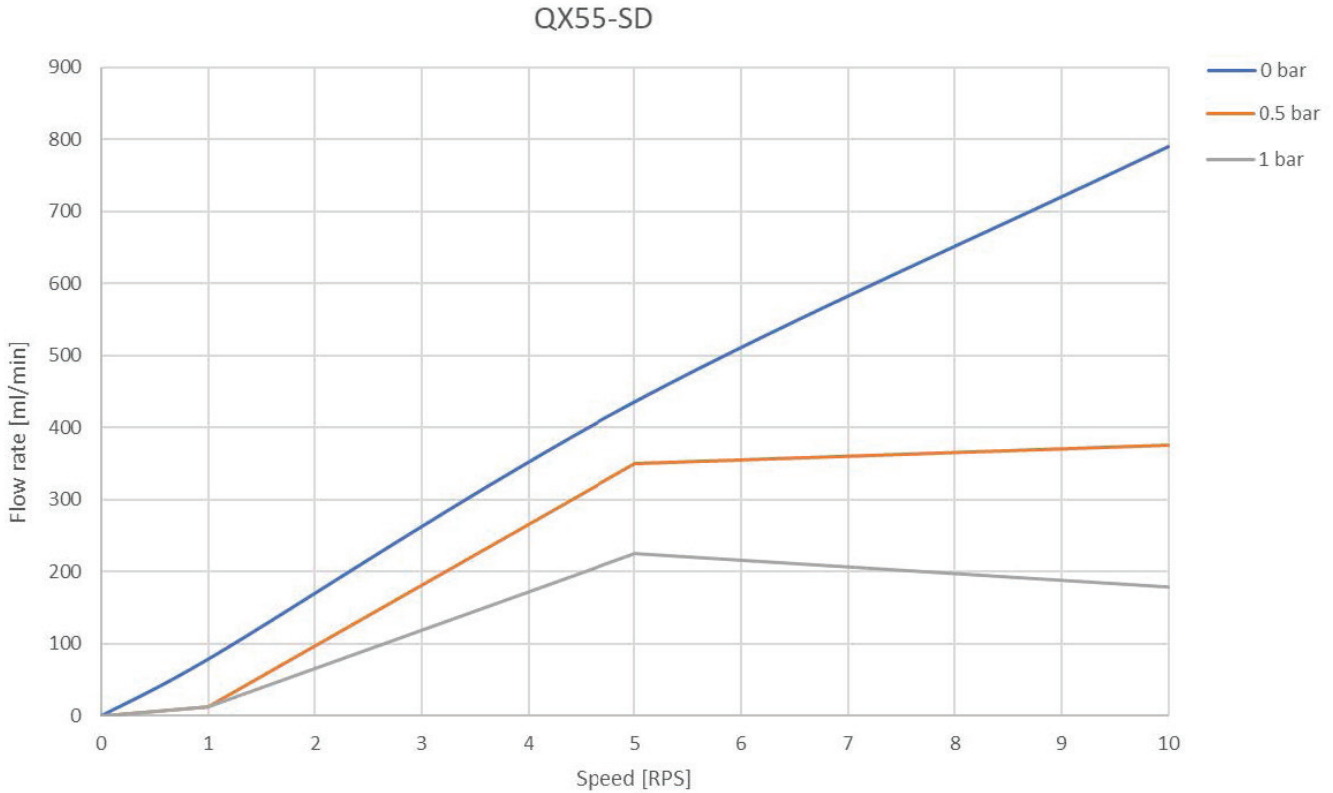


# Bag in Box Pump Range

## QX55

The chart below shows flowrate versus speed at three different pressure points.

For a standard pump the flow efficiency starts to drop with pressure. The efficiency of the high pressure pump remains much higher with high back pressure.





**All Quantex™ products to be ordered at PSG Germany:**

PSG GERMANY GMBH

Hochstraße 150-152

47228 Duisburg

Germany

P: +49 (2065) 89205-0

F: +49 (2065) 89205-40

E: [psg-germany@psgdover.com](mailto:psg-germany@psgdover.com)

**Please send Purchase Orders to:** [order-psg-germany@psgdover.com](mailto:order-psg-germany@psgdover.com)

**For connector or custom configuration please contact:**

[quantex-info@psgdover.com](mailto:quantex-info@psgdover.com)

Where Innovation Flows



PSG GERMANY GMBH

Hochstraße 150-152

47228 Duisburg

Germany

P: +49 (2065) 89205-0

F: +49 (2065) 89205-40

E: [psg-germany@psgdover.com](mailto:psg-germany@psgdover.com)

Quantex™ Product Index V2.0

© 2023 PSG, a Dover company

PSG Germany reserves the right to modify the information and illustrations contained in this document without prior notice.  
This is a non-contractual document.