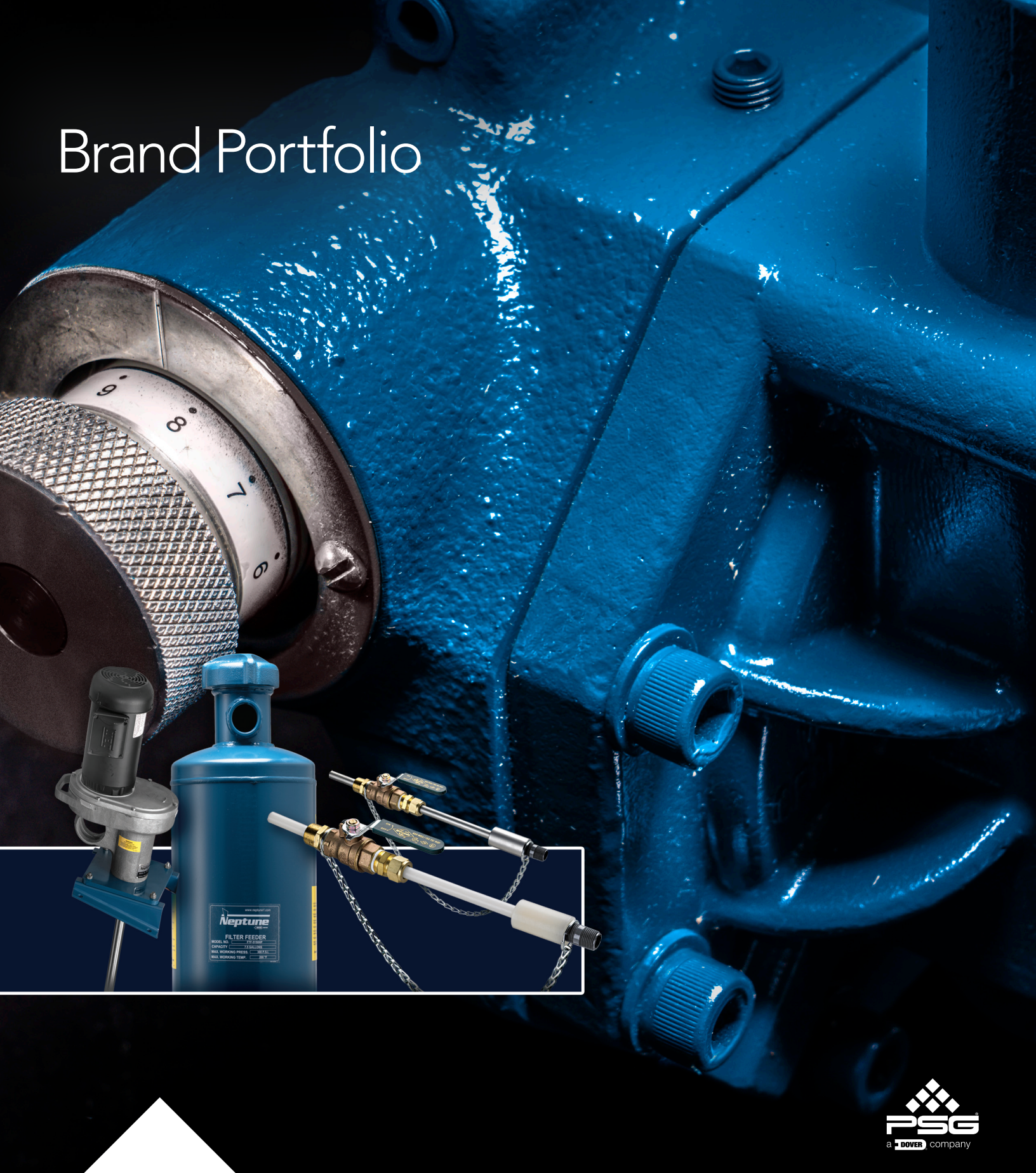


Brand Portfolio



PSG
a **DOVER** company

Neptune

WWW.PSGDOVER.COM/NEPTUNE

From Innovator to Market Leader



With nearly 60 years of experience in the pumping and chemical industries, Neptune is your single-source provider for the reliable and safe handling of critical chemical fluids for water-treatment processes from beginning to end, or "water-in to water-out." As part of a comprehensive portfolio of components for water-treatment processes, Neptune offers a broad range of hydraulic, mechanical, solenoid, and stepper-motor diaphragm-metering pumps designed with unique features to increase operational performance, improve system efficiencies and deliver peace-of-mind reliability. Neptune's product portfolio also includes polymer makedown systems, feeders and accessories as well as the largest variety of portable mixers for pail, drum, tote, and bulk tank.

Headquartered in Grand Terrace, CA, USA, Neptune resides in a world-class facility that occupies more than 170,000 square feet (15,793 square meters). With a commitment to manufacturing quality, unrivaled technical expertise, lean manufacturing, testing capabilities and exceptional customer support, Neptune operates a fully equipped R&D laboratory, test facility, QC department, CAD department, and customer service department at the site. Neptune is part of PSG, a Dover company.

Neptune delivers equipment solutions for use in the reliable and safe handling of chemical fluids used for water treatment applications in municipalities, general industries and agriculture. To find a Neptune representative closest to you, visit psgdover.com/neptune.



ENERGY



CHEMICAL PROCESS



AGRICULTURE



MINING



WATER/WASTEWATER

Hydraulic and Mechanical Metering Pumps

500-A SERIES

Standard simplex design.

- Simplex capacities from 0.8 gph (3.0 L/h) to 18 gph (68 L/h)
- Pressures to 1,100 psi (76 bar)



500-VS SERIES

Special application pump for light slurries and viscous fluids to 5,000 cP. Available in simplex or duplex.

- Simplex capacities from 2 gph (7.5 L/h) to 29 gph (109.8 L/h)
- Pressures to 900 psi (62 bar)




500-E SERIES

Economy liquid head.

Available in simplex option only.

- Simplex capacities from 2 gph (7.6 L/h) to 34 gph (128.7 L/h)
- Pressures to 1,100 psi (76 bar)



600 AND 6000 SERIES

Suited for high-volume and high-pressure applications. Available in simplex only.

- Simplex capacities to 641 gph (2,426 L/h)
- Pressures to 4,000 psi (276 bar)



500-S AND 500-D SERIES

Standard simplex design or duplex design.

- Simplex capacities from 0.35 gph (1.32 L/h) to 94 gph (355.8 L/h)
- Pressures to 3,000 psi (206 bar)



MP7000/MP7100 SERIES

Mechanically actuated metering pumps designed to self-prime, handle viscosities in excess of 5,000 cP, and a suction lift exceeding 20' (6 m).

- Simplex capacities from 4.8 gph (18.2 L/h) to 275 gph (1,041.0 L/h)
- Pressures to 235 psi (16t bar)



Electronic Metering Pumps and Pump Options and Upgrades

ELECTRONIC METERING PUMPS


Electronic metering pumps offer low volume and low pressure for accurate, reliable injection for pumping chemicals and additives to a variety of applications.

- Capacities from 0.44 gph (1.67 L/h) to 20.6 gph (78 L/h)
- Pressures to 200 psi (13.8 bar)
- Offered in three sizes that are popular with water treaters, filtration and purification applications, and well driller



DOUBLE-DIAPHRAGM LEAK DETECTION


Leak detection option available for applications where process fluid contamination from hydraulic fluid cannot be tolerated or where diaphragm failure must be sensed immediately.



EZE-GRAB PLATFORM

Molded polyethylene base provides elevated platform for use indoors or outdoors. Handles allow the pump to be moved easily.

- May be used with 500-S, 500-D, 500-A, 500-E, or 560 pumps



ADVANCED STROKE CONTROLLER


Allows the capacity of any 500 Series or 600 Series pump to be automatically controlled in response to a process signal.



Chemical Feed Equipment

PACKAGED CHEMICAL FEED SYSTEMS

Available in up to 100 gallons (1,892.7L) with bottom-mounted or top-mounted pumps. Top-mounted pumps offer a space-saving, economical solution.



GLYCOL FEEDERS

Automatically add glycol solution to make up for leakage in closed loop water systems.



Chemical Feed Equipment

POLYMASTER™ CHEMICAL FEED SYSTEM

Polymaster™ Series polymer blend and feed systems dilute, mix and thoroughly activate emulsion, dispersion and solution polymers, including new high molecular weight products.

- Patented Gatlin distribution head ensures the optimum mixing required to achieve maximum polymer efficiency
- Provides maximum activation; not affected by fluctuating water pressure or dilution water/ration changes



BY-PASS AND FILTER FEEDERS

Neptune By-Pass and Filter Feeders are a convenient method of introducing treatment chemicals into closed circulation water systems.

- Dish bottom-in or dish bottom-out models available
- Standard high-pressure cap rated to 300 psi (20.7 bar)
- Filter bags available in 1, 5, 20 and 50 micron ratings
- Vertical options to 12 gallons (45.4 L)
- Pressures to 300 psi (20.7 bar)
- Temperatures to 200°F (93.3°C)



Type VTF



Type DBF



Type FTF Filter Feeder
with Filter Bag in Basket

- 1 - 50 micron rating



Type DBFC By-Pass Feeder
with Cartridge Filter


- 5- and 20-micron pleated filter

Mixers

Neptune offers and manufactures a complete line of portable mixers that are ideal for a wide variety of blending/mixing operations.

PORTABLE MIXERS

The Neptune line of direct drive mixers for small batches of low-viscosity fluids.



DRUM MIXERS

Drum mixers are available in styles with a folding propeller for water-like solutions, and in styles using permanent blades and having higher horsepower for viscous fluids.


- F Series: Clamp-on
- E Series: Screws into 2" (50.8 mm) bung
- Available with 1/4 - 1 HP options
- Available with electric or air motors powered by 1/4 - 1 HP



HEAVY-DUTY PORTABLE MIXERS

These mixers have been designed, engineered and manufactured to provide long life and trouble-free service, and can be clamp- or base-mounted on beams, tank walls and other supports.

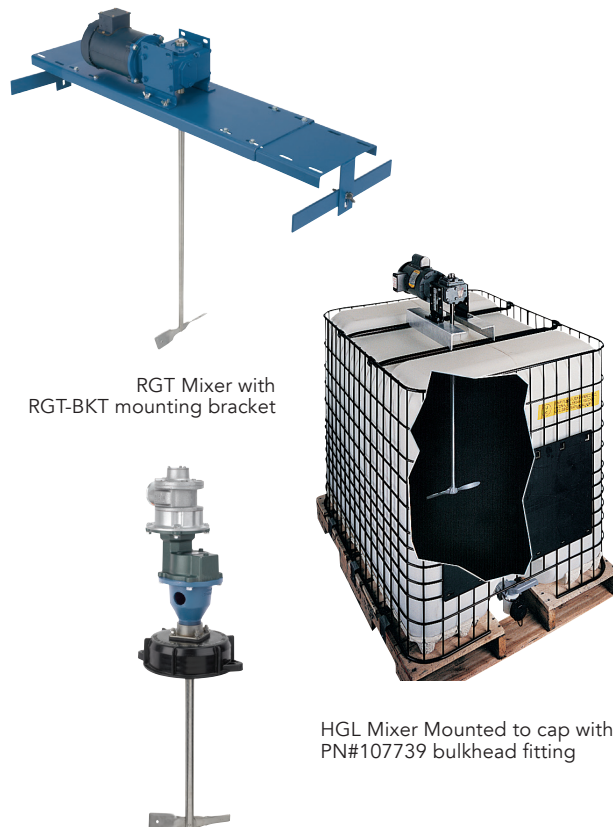
- Available with electric or air motors powered by 1/3 HP - 5 HP
- Gear drives (up to 350 rpm) and direct drives (up to 1750 rpm) available



BULK CONTAINER MIXERS

Mounting to the tank or using the optional universal bracket, Neptune bulk container mixers are ideal for mixing in semi-bulk shipping containers.

- Available with electric or air motor powered to 1 HP




Additional Solutions by Neptune

CALIBRATION COLUMNS

Provide a fast, easy economical way to check the flow rate of a chemical metering pump.

- Standard sizes include 100, 250, 500, 1000 and 4000 ml options
- May be used with any 500-E Series or Electronic Metering Pumps



PRESSURE RELIEF VALVES

Relief valves protect piping and system from overpressure.

- Available in PVC, 316SS, PVDF and C-20 materials
- Standard sizes include 1/2" through 1-1/2" options



30 GALLON MINI TANK

Neptune offers a line of completely packaged chemical feed systems, with or without containment.

- May be used with any 500-A Series, 500-E Series or Electronic Metering Pumps



CORPORATION STOPS & QUILLS

Used for injecting chemicals pumped into turbulent-flow zone of high-pressure water or steam lines to provide a more rapid, uniform dispersion of injected chemical. Corporation stops allow injection quills to be inserted or removed without having to drain or shut down the system.

- Available in CPVC, PVDF, 316SS and C-20 materials



PULSATION DAMPENERS

Remove the pulsating flow caused by a pump's reciprocating action, ensuring a smooth, laminar flow.

- Bodies available in PVC, polypropylene, 316SS and C-20 materials
- Bladders available in FKM or EPDM materials



CONTAINMENT SYSTEMS

Completely-packaged chemical feed systems mounted within a containment to efficiently contain chemical leaks and spills; ideal for drumless chemical programs.



BACK PRESSURE VALVES

Back pressure valves are adjustable to a maximum of 50 psi (3.5 bar). Ensure the set pressure is maintained at the pump outlet port (discharge) to assure accurate metering and prevent siphoning. Required accessory when pumping to a low-pressure injection point below the tank level or when pumping from a bulk tank with a high head pressure.

- Available in PVC, 316SS, PVDF and C-20 materials
- Standard sizes include 1/2" through 1-1/2" options



HIGH-PRESSURE INJECTION QUILLS

Used to inject chemicals pumped into turbulent-flow zone of high-pressure water or steam lines.

- Available in PVC, PVDF, 316SS and C-20 materials
- Special lengths are available up to 24" for CPVC and PVDF; up to 36" for 316SS and C-20



SAMPLE COOLERS

Cool hot water or steam samples for easy handling and effective sample collection. Suitable for use on hot water, saturated steam or super-heated steam services.

- Available in 600 and Inconel materials



For more information on these additional solutions, visit us at psgdoover.com/neptune.



PSG
22069 Van Buren Street
Grand Terrace
CA, 92313-5651
USA
P: +1 (909) 422-1700
F: +1 (909) 783-3440
psgdover.com/neptune



Where Innovation Flows

NPT-10000-C-11

Authorized PSG® Partner:

Copyright 2025 PSG®, a Dover company