



C Series Eccentric Disc Pump

Seal-less Design

The Unique seal-less design features a double stainless steel bellows which ensures durability, safety and product containment. The C Series provides very high suction and discharge pressures which allows it to self-prime and fully strip lines, maximizing product recovery.

Run Dry Capability

The C Series can run dry for up to 5 minutes, and the self-compensating eccentric disc principle provides consistent flow rates over a long period of time. The flow rate is extremely accurate even at low speeds.

Dependable

There are fewer moving parts, which results in reduced maintenance and downtime.

Advantages:

- Eccentric Disc design allows for consistent flow and improved energy savings
- Extremely gentle, pulse-free flow to protect shear-sensitive products
- Reduced maintenance with no mechanical seals or timing gears
- Easy to install

Options:

- ISO PN 20 flanges / ANSI 150 Flange
- ISO PN 16 flanges
- Heating Jacket





C Series Eccentric Disc Pump



Operation:

- **Principle:** Eccentric Disc, positive displacement
- **Installation:** Can be base mounted or cart mounted for mobility

Construction:

- Ductile iron construction
- Shaft sealed by double Stainless Steel bellows
- O-ring seals in FKM or coated FKM

Features & Benefits:

- Seal-less design eliminates leakage
- Ability to strip and drain transfer piping/tubing
- Line-stripping capabilities
- Self-priming
- Strong Suction and Discharge Pressure
- Shear-sensitive handling
- Consistent flow rate independent of pressure
- Low linear speed
- Precise dosing
- Accurate volume metering with high turn down
- Dry-run capable
- Maintains performance over time
- Effective with both high- and low-viscosity fluids
- Easy integration

Applications:

Suitable for most chemical and industrial transfer applications, in particular those that require consistent non-pulsing flow and gentle fluid handling (low shear rates), such as:

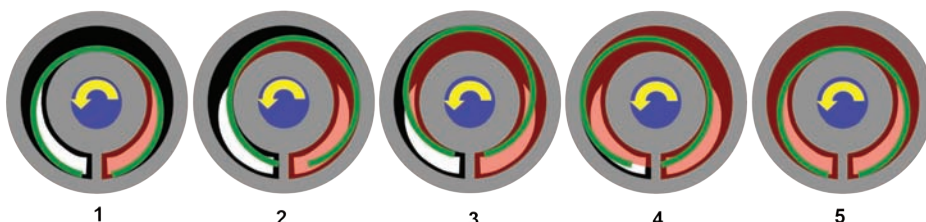
- Isocyanates
- Polyols
- Alcohol
- Acid
- Additives
- Solvents
- Glues: Starch, latex, etc.
- Paint & coatings: Paints, inks, resins, etc.
- Methacrylate
- Soda
- Ether
- Detergents



Mouvex Technology

Eccentric disc pumps consist of a cylinder and pumping element mounted on an eccentric shaft. As the eccentric shaft is rotated, the pumping element forms chambers within the cylinder, which increase in size at the intake port, drawing fluid into the pumping chamber. The fluid is transported to the discharge port where the pumping chamber size is decreased. This action squeezes the fluid out into the discharge piping.

Mouvex Principle

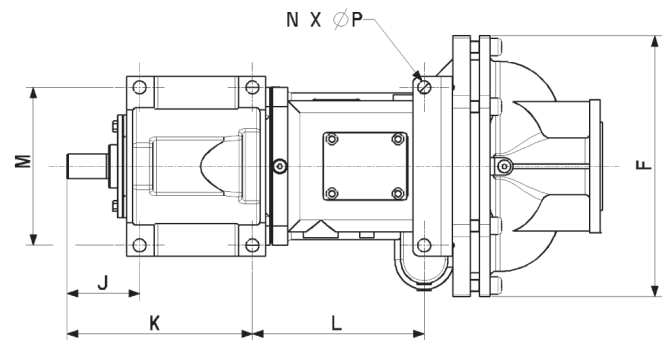
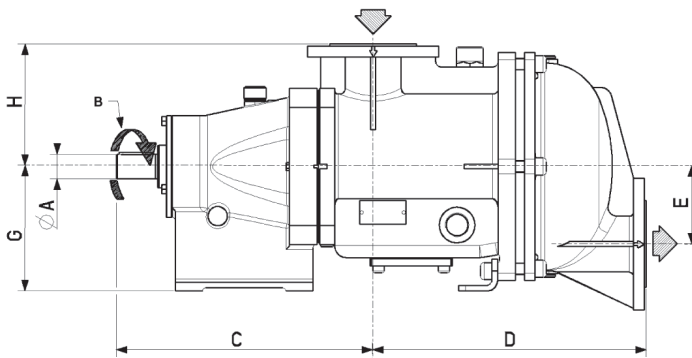


Performance Data

Pump	Displacement		Maximum Flow Rate		Maximum Temperature		Maximum Differential Pressure		Maximum Speed	Ports Diameter	
	liters	gallons	m ³ /hr	gpm	°C	°F	bar	psi	rpm	DN	in
C4a	0.108	0.029	4	17.6	100°	212°	9	130.5	750	50	2
C8a	0.178	0.047	8	35.2	100°	212°	5	72.5	750	50	2
C4a-HT	0.108	0.029	4	17.6	160°	320°	9	130.5	750	50	2
C8a-HT	0.178	0.047	8	35.2	160°	320°	5	72.5	750	50	2
C12a	0.411	0.109	12	52.8	100°	212°	9	130.5	530	65	2½
C18a	0.617	0.163	18	79.3	100°	212°	6	87	530	65	2½



Belows: 316 Ti
Disc: GS Ductile Iron
Cylinder: GS Ductile Iron
Body Case: GS Ductile Iron
O-rings: FKM, FEP coated FKM
Flanges: PN 16, PN 20, ANSI 150



Dimensions

Pump		A	B	C	D	E	F	G	H	J	K	L	M	N	P	Port	Weight
C4a	mm	20	6	233	242	67	254	120	127	—	150	172	152	4	4	50	43 kg
	in	0.79	0.24	9.17	9.53	2.64	10	4.72	5	—	5.91	6.77	5.98	0.16	0.16	2	94.80 lbs
C8a	mm	20	6	233	259	67	254	120	127	—	150	172	152	4	4	50	46 kg
	in	0.79	0.24	9.17	10.20	2.64	10	4.72	5	—	5.91	6.77	5.98	0.16	0.16	2	101.41 lbs
C12a	mm	35	10	310.5	384	109	363	175	12	101	157	239	220	6	6	65	115 kg
	in	1.38	0.39	12.22	15.12	4.29	14.29	6.89	0.47	3.98	6.18	9.41	8.66	0.24	0.24	2½	253.53 lbs
C18a	mm	35	10	310.5	384	109	363	175	172	101	157	239	220	6	6	65	120 kg
	in	1.38	0.39	12.22	15.12	4.29	14.29	6.89	6.77	3.98	6.18	9.41	8.66	0.24	0.24	2½	264.56 lbs



Where Innovation Flows



ZI la Plaine des Isles • 2 rue des Caillottes
F-89000 AUXERRE - FRANCE
T: + 33.3.86.49.86.30
F: + 33.3.86.46.42.10
contact@mouvex.com
mouvex.com

Authorized PSG Partner:

