



## Screw Compressor Package – DDIC Direct-Drive, Inter-Cooled Systems

Mouvex® has developed inter-cooled modular screw compressor systems fitted with common accessories for PTO direct-drive systems that can be mounted inside the truck frame.

### Features:

- Systems designed to fit trucks with a wheelbase length from 3.50 m
- Versatile systems for clockwise or counter-clockwise drive

Systems designed for Mouvex screw compressors:

- B600
- MISTRAL
- TYPHON II


**B600**  
325 - 600 m<sup>3</sup>/h



**MISTRAL**  
420 - 750 m<sup>3</sup>/h



**TYPHON II**  
600 - 1130 m<sup>3</sup>/h



**DDIC**




**Direct-Driven,  
Inter-Cooled Systems**

**B600 DDIC**



**TYPHON II-13R/15L DDIC**




**Length: 535 mm, Height: 690 mm, Width: 788 mm**



# Screw Compressor Package – DDIC

## Direct-Drive, Inter-Cooled Systems

Compressor Model		B600		MISTRAL		TYPHON II	
Version		20R 30R	13R/15L 19R/22L	20R 30R	13R/15L 19R/22L	20R 30R	13R/15L 19R/22L
Flow	m <sup>3</sup> /h	325 - 600		420 - 750		600 - 1130	
Weight	kg	247	277	268	298	296	326
Height (H) - Maximum	mm	730		730		730	
Length (L)	mm	535		535		535	
Width (W)	mm	Min. 788 – Max. 809		Min. 788 – Max. 809		Min. 788 – Max. 809	
Compressor Length (C)	mm	549	686	587	723	664	799

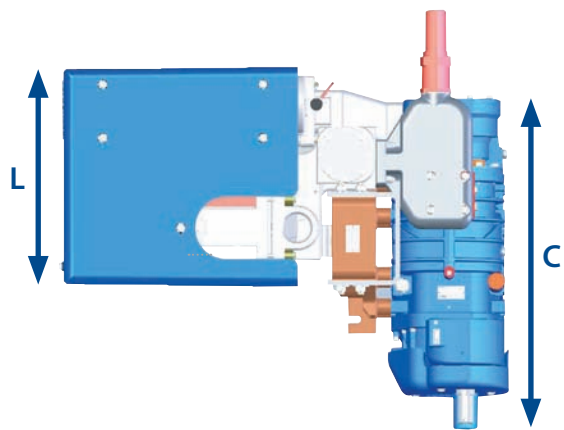
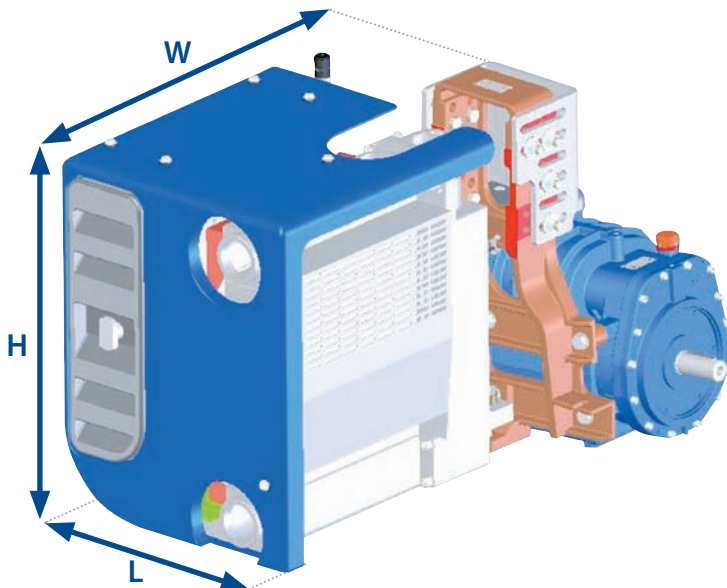


20R/CW 1250 - 2000 rpm  
30R/CW 1800 - 3000 rpm



13R/CW 780 - 1300 rpm  
19R/CW 1170 - 1950 rpm

15L/CCW 800 - 1500 rpm  
22L/CCW 1380 - 2250 rpm



ZI la Plaine des Isles • 2 rue des Caillottes  
F-89000 AUXERRE - FRANCE  
Tel: + 33.3.86.49.86.30 • Fax: + 33.3.86.46.42.10  
contact@mouvex.com  
mouvex.com

Authorized PSG® Partner: