



# Screw Compressor Package – DDNC

## Direct-Drive, Non-Cooled Systems

Mouvex® has developed non-cooled modular screw compressor systems fitted with common accessories for PTO direct-drive systems that can be mounted inside the truck frame.

### Features:

- Systems designed to fit trucks with a wheelbase length from 3.50 m
- Versatile systems for clockwise or counter-clockwise drive

Systems designed for Mouvex screw compressors:


- B600
- MISTRAL
- TYPHON II



**B600**  
325 - 600 m<sup>3</sup>/h



**MISTRAL**  
420 - 750 m<sup>3</sup>/h



**TYPHON II**  
600 - 1130 m<sup>3</sup>/h

DDNC




Direct-Driven, Non-Cooled Systems

B600-20R DDNC



TYPHON II-13R/15L DDNC




Length: 456 mm, Height: 690 mm, Width: 770 mm



# Screw Compressor Package – DDNC

## Direct-Drive, Non-Cooled Systems


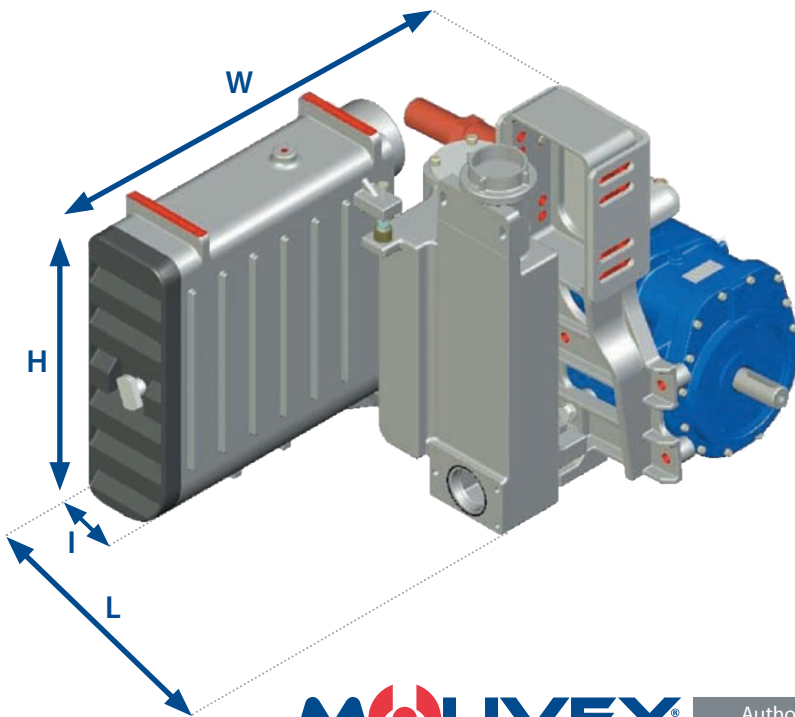
Compressor Model		B600		MISTRAL		TYPHON II	
Version		20R 30R	13R/15L 19R/22L	20R 30R	13R/15L 19R/22L	20R 30R	13R/15L 19R/22L
Flow	m <sup>3</sup> /h	325 - 600		420 - 750		600 - 1130	
Weight	kg	212	242	233	263	260	290
Height (H) - Maximum	mm	730		730		730	
Length (L/l)	mm	456 / 174		456 / 174		456 / 174	
Width (W)	mm	Min. 788 – Max. 809		Min. 788 – Max. 809		Min. 788 – Max. 809	
Compressor Length (C)	mm	549	686	587	723	664	799



20R/CW 1250 - 2000 rpm  
30R/CW 1800 - 3000 rpm



13R/CW 780 - 1300 rpm  
19R/CW 1170 - 1950 rpm  
15L/CCW 300 - 1500 rpm  
22L/CCW 1380 - 2250 rpm



# MOUVEX®

ZI la Plaine des Isles • 2 rue des Caillottes  
F-89000 AUXERRE - FRANCE  
Tel: + 33.3.86.49.86.30 • Fax: + 33.3.86.46.42.10  
contact@mouvex.com  
[mouvex.com](http://mouvex.com)

Authorized PSG® Partner: