

# G-FLO Series

SEAL-LESS ECCENTRIC DISC PUMP | PRODUCT BROCHURE



Where Innovation Flows

# TRANSFER SOLUTION FOR CHEMICAL & INDUSTRIAL APPLICATIONS



## G-FLO Series Eccentric Disc Pump

Seal-Less Eccentric Disc Transfer Solution for Chemical & Industrial Applications Requiring High Flow Rates

Mouvex® G-FLO Series Seal-Less Eccentric Disc Pumps are designed to provide premium performance and the ultimate in full containment and safety in chemical-processing and industrial applications, delivering high suction vacuum and high discharge pressure that allow it to self-prime and fully maximize product containment. G-FLO Series pumps are ideally suited for the safe transfer of critical high-value fluids.



CHEMICAL PROCESS

### Applications:

Suitable for most chemical and industrial transfer applications, in particular those that require consistent non-pulsing flow and gentle fluid handling (low shear rates), such as:

- Polymer emulsions
- Isocyanates
- Polyols
- Alcohol
- Acid
- Additives
- Solvents
- Glues: Starch, latex, etc.
- Paint & coatings: Paints, inks, resins, etc.
- Methacrylate
- Soda
- Ether
- Detergents



## Seal-less Design

The unique seal-less design features a multi-layer bellows in stainless steel that ensures durability, safety and product containment. The G-FLO Series provides high suction vacuum and high discharge pressure, which allows it to self-prime and fully strip lines, maximizing product recovery.

## Run Dry Capability

The G-FLO Series can run dry for up to five minutes, and the self-compensating eccentric disc principle provides consistent flow rates over a long period of time. The flow rate is extremely accurate even at low speeds.

## Dependable

Fewer moving parts results in reduced maintenance and downtime.

## Operation

- **Principle:** Eccentric disc, positive displacement
- **Installation:** Can be base mounted
- **Temperature:** Available in standard version (up to 100°C / 212°F) and High Temperature version (up to 160°C/320°F)

## Construction

- All stainless steel construction
- Shaft sealed by multi-layer bellows in stainless steel
- O-ring seals in FKM, encapsulated FEP, or EPDM

## Advantages

- Provides consistent and efficient flow with a wide range of viscosities independent of pressure
- Extremely gentle, pulse-free flow to protect shear-sensitive products
- Reduced maintenance with no mechanical seals or timing gears
- Easy to install
- Clean in place (CIP) and sterilize in place (SIP) for the ultimate in convenience and cleanliness
- Eccentric disc design allows for consistent flow and improved energy savings
- Seal-less design eliminates leakage
- Ability to strip and drain transfer piping/tubing
- Self-priming
- Strong suction and discharge pressure
- Flow rate up to 70 m<sup>3</sup>/h (308.2 gpm), 10 bar (145 psi)
- Low linear speed
- Precise dosing
- Accurate volume metering with high turn down
- Maintains consistent performance over time
- Effective with both high- and low-viscosity fluids
- Full drainability

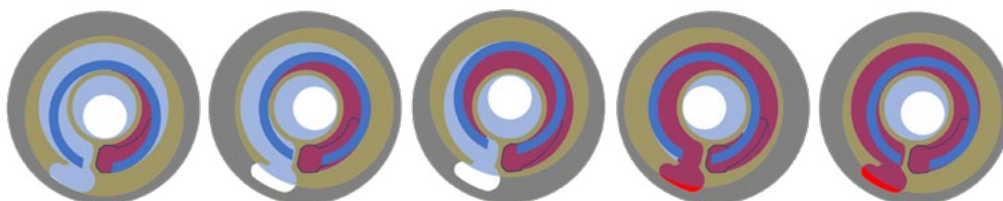
## Options:

- ISO PN 20 flanges / ANSI 150 flanges
- ISO PN 16 flanges
- Heating jacket

## Mouvex Technology

Eccentric disc pumps consist of a cylinder and pumping element mounted on an eccentric shaft. As the eccentric shaft is rotated, the pumping element forms chambers within the cylinder, which increase in size at the intake port, drawing fluid into the pumping chamber. The fluid is transported to the discharge port where the pumping chamber size is decreased. This action squeezes the fluid out into the discharge piping.

## Mouvex Principle



# Mouvex® G-FLO Series Eccentric Disc Pump

## Bellows

Multi-layer bellows ensures total product containment without magnetic drive

- Optional bellows monitoring available

## Shaft

Large diameter single shaft mounted on roller bearings

## Lubrication

Lubrication by food grade oil

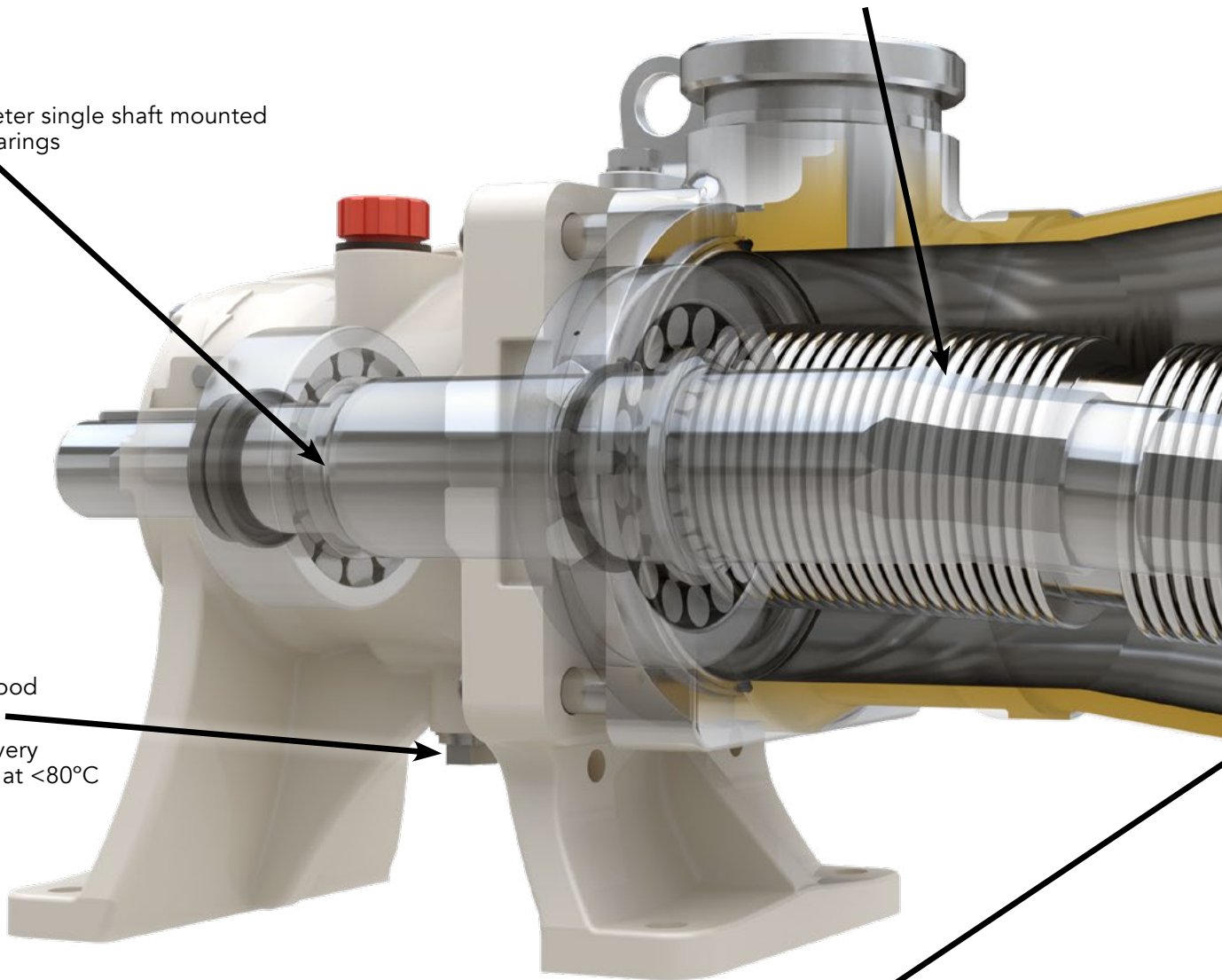
- Oil change every 24,000 hours at <math><80^{\circ}\text{C}</math> (<math><176^{\circ}\text{F}</math>)

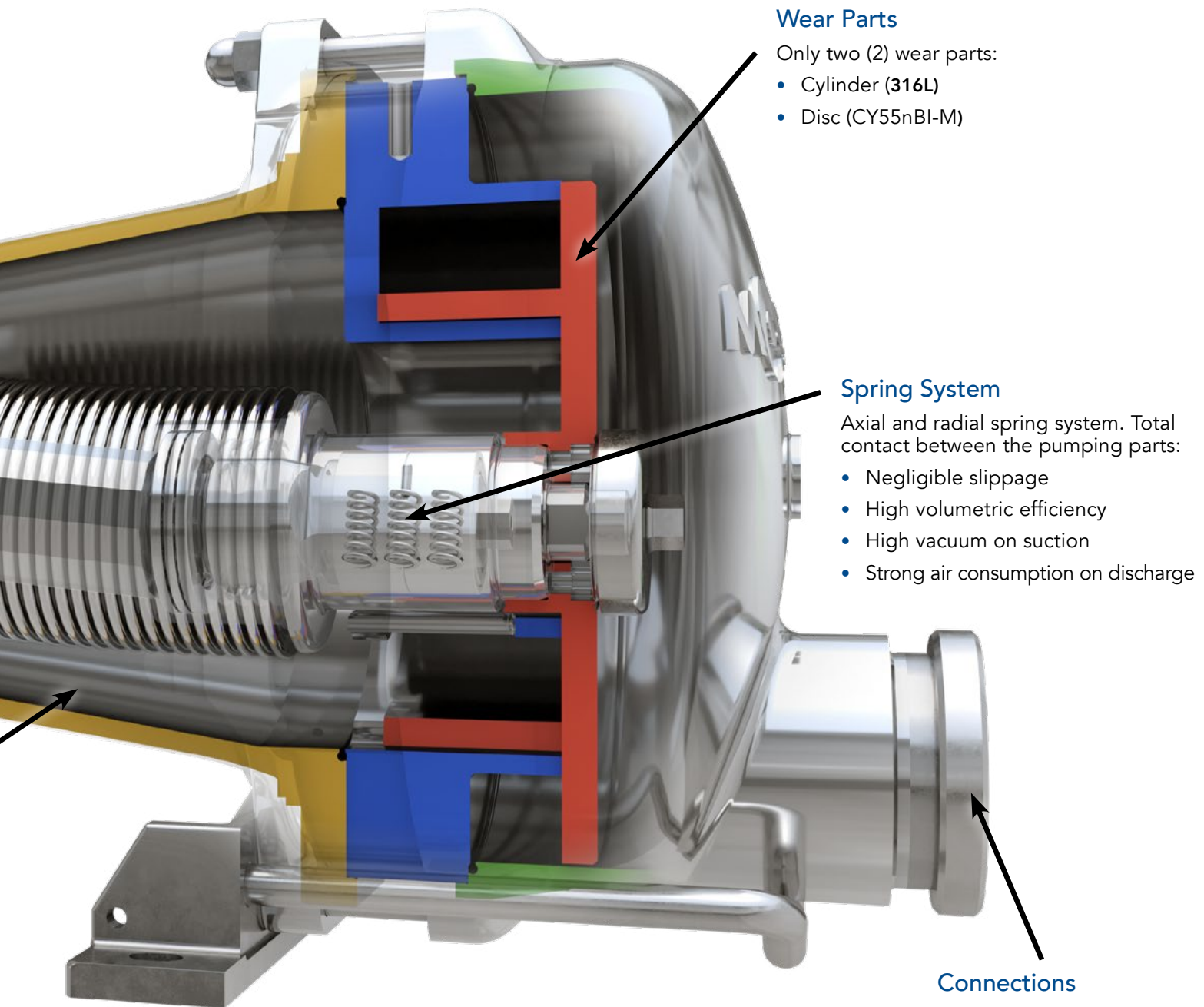
## Convenience & Cleanliness

Fully drainable and cleanable design. Pumped product in contact with only four (4) components:

- Casing
- Disc and cylinder set
- Bellows
- Few static O-rings

NO bushings, NO mechanical seal, NO magnets





### Wear Parts

- Only two (2) wear parts:
- Cylinder (316L)
  - Disc (CY55nBI-M)

### Spring System

- Axial and radial spring system. Total contact between the pumping parts:
- Negligible slippage
  - High volumetric efficiency
  - High vacuum on suction
  - Strong air consumption on discharge

### Connections

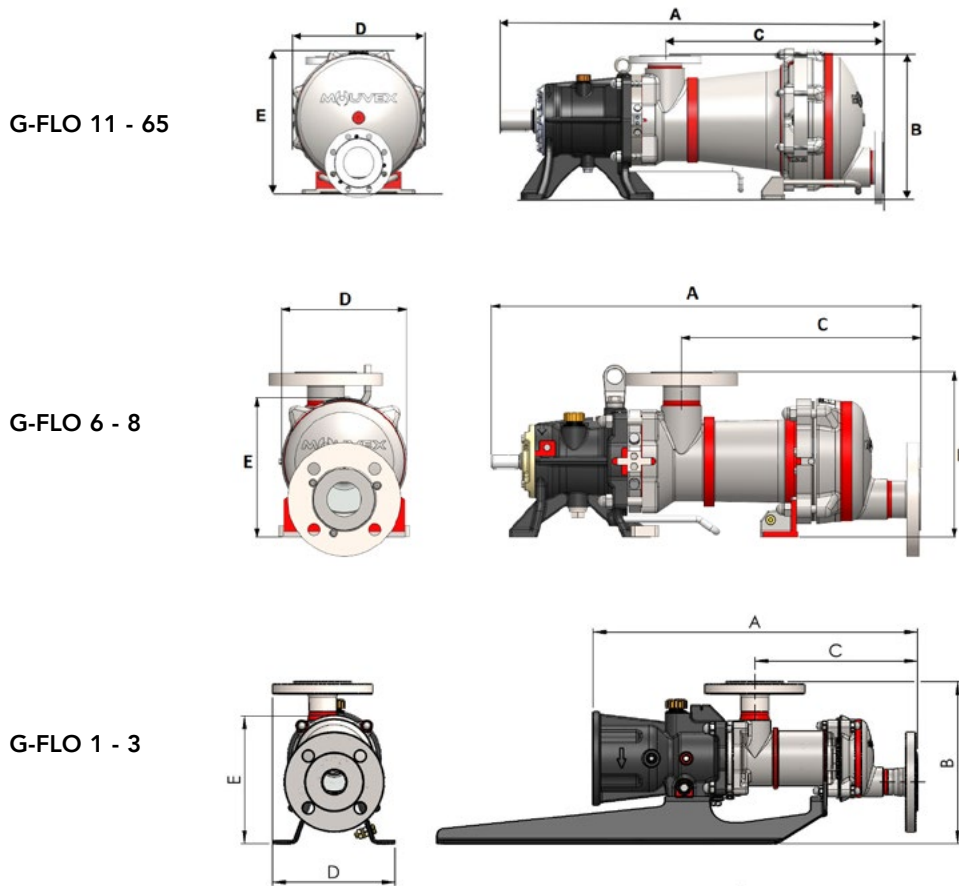
- Wide variety of connections available:
- ISO PN16
  - ANSI150

# G-FLO Series | Performance Data

PUMP MODEL	MAXIMUM FLOW RATE		MAXIMUM SPEED rpm	MAXIMUM OUTPUT PRESSURE		MAXIMUM TEMPERATURE STANDARD VERSION		MAXIMUM TEMPERATURE HIGH TEMPERATURE VERSION	
	m <sup>3</sup> /h	gpm		bar	psi	°C	°F	°C	°F
G-FLO 65-S	70	308.2	350	7	101	100	212	N/A	
G-FLO 65-HP	54	237.7	350	10	145	100	212	N/A	
G-FLO 50	55	242.2	400	10	145	100	212	160	320
G-FLO 40	43	189.3	460	10	145	100	212	160	320
G-FLO 25	27.5	121.1	525	10	145	100	212	160	320
G-FLO 15	16.5	72.6	600	10	145	100	212	160	320
G-FLO 11	12	52.8	600	10	145	100	212	160	320
G-FLO 8	8.5	37.4	1000	7	101	100	212	160	320
G-FLO 6	6.5	28.6	1000	10	145	100	212	160	320
G-FLO 3	3.1	13.6	1500	10	145	100	212	160	320
G-FLO 2	2.3	10.3	1500	10	145	100	212	160	320
G-FLO 1	1.6	7.3	1500	16	232	100	212	160	320



# G-FLO Series | Dimensions



PUMP MODEL	DN mm (in)	A mm (in)	B mm (in)	C mm (in)	D mm (in)	E mm (in)	Weight kg (lbs)
G-FLO 65-S	100 (4)	1194 (47.01)	451 (17.58)	689.5 (27.15)	448 (17.64)	464 (18.27)	321 (708)
G-FLO 65-HP	100 (4)	1194 (47.01)	451 (17.58)	689.5 (27.15)	448 (17.64)	464 (18.27)	315 (695)
G-FLO 50	100 (4)	1083.5 (42.66)	417 (16.42)	640 (25.20)	410 (16.14)	425 (16.73)	232 (512)
G-FLO 40	76 (3)	1015.5 (39.98)	387 (15.24)	584 (22.99)	354 (13.94)	372 (14.65)	182 (402)
G-FLO 25	76 (3)	865 (34.06)	346 (13.59)	511.5 (20.14)	304 (11.97)	327 (12.87)	130 (287)
G-FLO 15	63 (2.5)	786 (30.95)	311 (12.24)	450 (17.72)	263 (10.35)	286.5 (11.28)	90 (199)
G-FLO 11	63 (2.5)	786 (30.95)	311 (12.24)	450 (17.72)	263 (10.35)	286.5 (11.28)	90 (199)
G-FLO 8	50 (2)	625 (24.6)	240 (9.45)	348 (13.7)	182 (7.17)	202 (7.95)	41 (91)
G-FLO 6	50 (2)	625 (24.6)	240 (9.45)	348 (13.7)	182 (7.17)	202 (7.95)	41 (91)
G-FLO 3	40 (1.5)	464.5 (18.19)	243 (9.57)	244.5 (9.63)	183 (7.2)	191.6 (7.52)	21 (46)
G-FLO 2	40 (1.5)	464.5 (18.19)	243 (9.57)	244.5 (9.63)	183 (7.2)	191.6 (7.52)	21 (46)
G-FLO 1	40 (1.5)	464.5 (18.19)	243 (9.57)	244.5 (9.63)	183 (7.2)	191.6 (7.52)	21 (46)

(With ISO PN 16 flanges)



PSG Auxerre  
ZI la Plaine des Isles • 2 rue des Caillottes  
F-89000 Auxerre  
France  
P: +33 (0) 3 86 49 86 30  
[contact.mouvex@psgdover.com](mailto:contact.mouvex@psgdover.com)  
[psgdover.com/mouvex](http://psgdover.com/mouvex)



Where Innovation Flows

MX-10310-C-09

Authorized PSG® Partner:

Copyright 2026 PSG®, a Dover company