



M-701 Series

Shuttle Type

Non-Adjustable Flow-Switch

Features

- Low Cost Model
- Universal Mounting
- Convenient Maintenance

Description

The M-701 offers low cost flow monitoring with a variety of switch actuation points and low pressure drop. M-701 is designed for ease of maintenance, as the bonnet and shuttle can be removed, leaving the housing and pipe work connections intact. All wetted parts are polypropylene or stainless steel, making this switch ideal for a wide range of chemical and temperature requirements. The M-701 is suitable for potable water treatment applications including chlorinators, purifiers and heaters. The M-701 is ideal for equipment cooling including welding machines, lasers, etc.

Applications

- Equipment Cooling
 - Welding machines
 - Lasers
 - Heat Exchangers
- Water treatment systems
 - Chlorinators
 - Purifiers
 - Heaters

Measurement Specifications

Operating Pressure	100 psig@70°F, 50 PSIG@180°F, 40 PSIG@210°F
Temperature	60° to 212°F
Set Point Hysteresis	± 20% maximum
Set Point Accuracy	5% - 20% maximum
Switch	SPST- N.O or N.C, SPDT 10W, 0.5 ADC, 200VDC
Inlet/Outlet Ports	3/4" FNPT
Electrical Termination	26" long 22 AWG Teflon insulated wire
Mounting Orientation	Any Orientation

Standard Specifications by Materials

Housing	Polypropylene
Bonnet	Polypropylene
Piston	Polypropylene
Piston cap	Polypropylene
O-ring	Viton
Spring	SS
Retainer Ring	SS
Reed Switch Data (Electrical Ratings) Reed Switch	10 Watts SPST or 3 Watts SPDT (Hermetically Sealed) UL Recognized. File E47258.
Switching Voltage	200 VDC (170 VDC for SPDT)
Breakdown Voltage	250 VDC (200 VDC for SPDT)
DC Resistive	10 Watts (3 Watts for SPDT)
AC Resistive	10 VA (3VA for SPDT)
Switching Current	0.5 A (0.25 A for SPDT) 1.2 A (0.5A for SPDT)
Lead Wires	No. 24 to 18 AWG. 26" Length, Polymeric UL Recognized or Belden cable with connectors to suit

* For custom calibration requirements, contact factory

Corporate Headquarters

1060 S Rogers Circle
Boca Raton, FL 33487
P: (561) 995-0595 F: (561) 995-0622

West Coast Headquarters

2329 Zanker Road
San Jose, CA 95131
P: (408) 970-3419 F: (408) 970-3426

Asia Pacific Headquarters

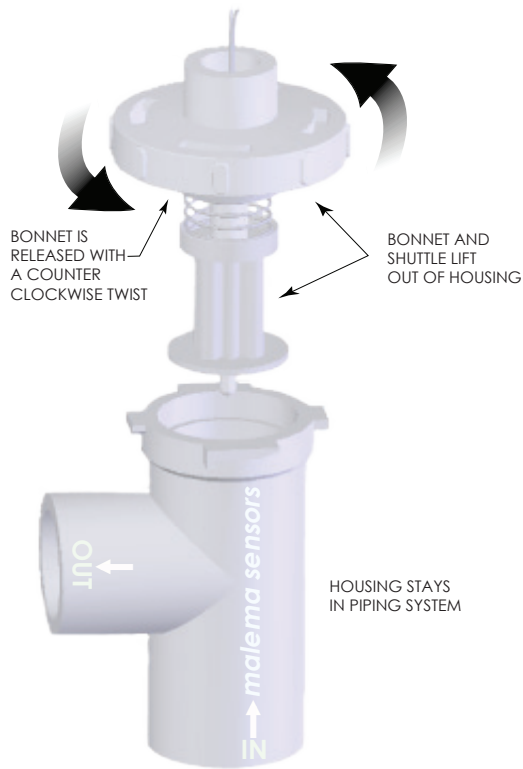
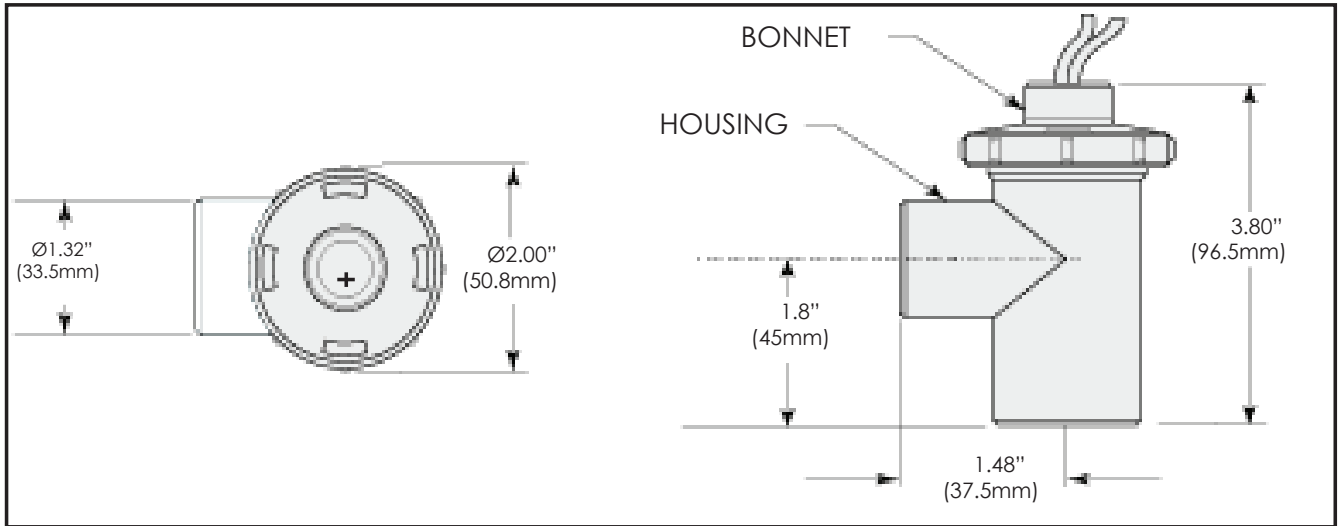
35 Marsiling Industrial Estate Road 3 #02-06
Singapore 739257
P: (65) 6482-3533 F: (65) 6484-4231

India Headquarters

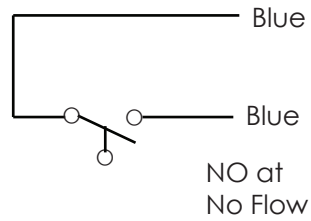
#1433, 3rd and 4th Floor, Pipeline Road,
Mahalakshimpuram, Bangalore 560086
P:(91) 80 2349-9362

Dimensional Drawings

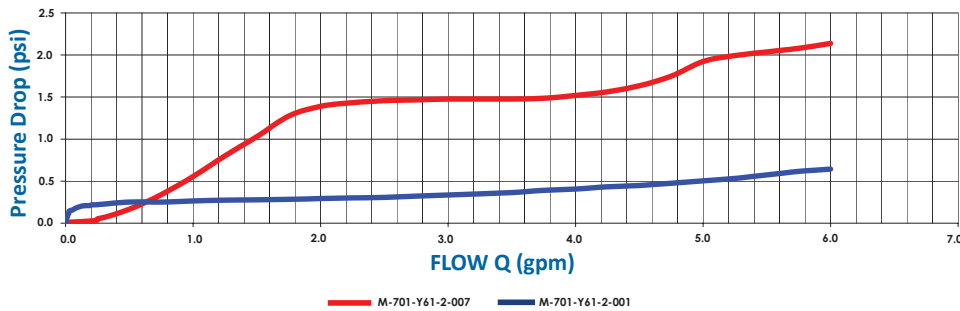
Illustrated is the M-701 Model with 3/4" FNPT.



Wiring Diagram



Pressure Drop Chart



Please contact factory for pressure drop information for other set points

Corporate Headquarters

1060 S Rogers Circle
Boca Raton, FL 33487
P: (561) 995-0595 F: (561) 995-0622

West Coast Headquarters

2329 Zanker Road
San Jose, CA 95131
P: (408) 970-3419 F: (408) 970-3426

Asia Pacific Headquarters

35 Marsiling Industrial Estate Road 3 #02-06
Singapore 739257
P: (65) 6482-3533 F: (65) 6484-4231

India Headquarters

#1433, 3rd and 4th Floor, Pipeline Road,
Mahalakshimpuram, Bangalore 560086
P:(91) 80 2349-9362

Ordering Information

Specify Part Number based on switch actuation set point. Set points other than those listed are available as special order; contact MALEMA with your requirements. Normally closed switch logic units available as special orders.

Standard Part Numbering										
M	-	Model	-	Material	Port	Switch	-	O-ring Material	-	Set Point
M	-	701	-	Y	6	1	-	2	-	XXX
		701		Y - Polypropylene	3/4" FNPT	1 - SPST N.O. 2 - SPST N.C. 3 - SPDT		2 - Viton		001 - 0.25 gpm Water Increasing 002 - 0.5 gpm Water Increasing 003 - 1.0 gpm Water Increasing 004 - 1.5 gpm Water Increasing 005 - 2.0 gpm Water Increasing 006 - 2.5 gpm Water Increasing 007 - 5.0 gpm Water Increasing

NOTE: Specifications are subject to change without notice.

© 2020 Malema Engineering Corporation. All rights reserved.

Malema, Malema Sensors, and Malema Engineering Corporation are service marks of Malema Engineering Corporation. All other trademarks are property of their respective owners. Malema supplies this publication for informational purposes only. While every effort has been made to ensure accuracy, this publication is not intended to make performance claims or process recommendations. Malema does not warrant, guarantee, or assume any legal liability for the accuracy, completeness, timeliness, reliability, or usefulness of any information, product, or process described herein. We reserve the right to modify or improve the designs or specifications of our products at any time without notice. For actual product information and recommendations, please contact your local Malema representative.

Corporate Headquarters

1060 S Rogers Circle
Boca Raton, FL 33487
P: (561) 995-0595 F: (561) 995-0622

West Coast Headquarters

2329 Zanker Road
San Jose, CA 95131
P: (408) 970-3419 F: (408) 970-3426

Asia Pacific Headquarters

35 Marsiling Industrial Estate Road 3 #02-06
Singapore 739257
P: (65) 6482-3533 F: (65) 6484-4231

India Headquarters

#1433, 3rd and 4th Floor, Pipeline Road,
Mahalakshimpuram, Bangalore 560086
P:(91) 80 2349-9362