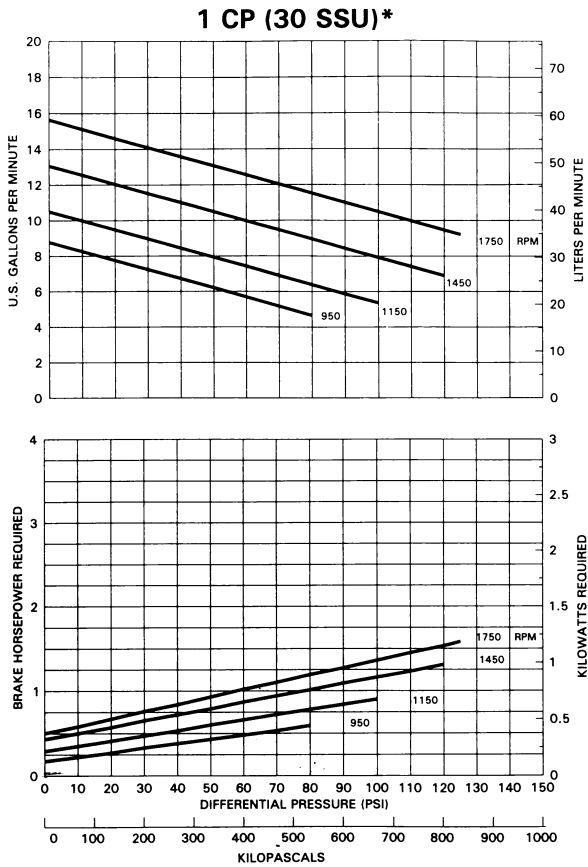


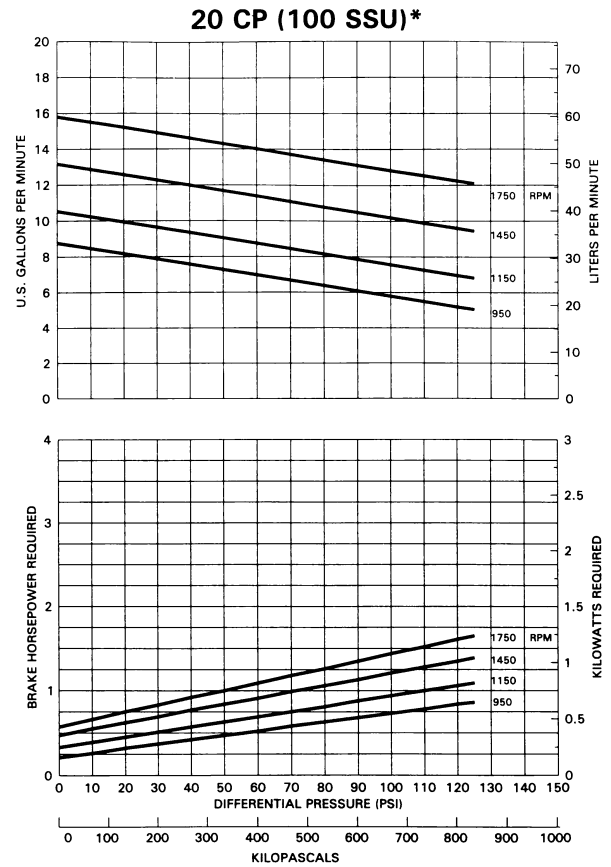


CHARACTERISTIC CURVES
Models: XF1P, XB1P

Page Number	101-023
Effective	Oct 2001
Replaces	101/23 Oct 95
Section	101



Performance Note: Non-metallic vanes Only.



Performance Note: Non-metallic vanes Only.

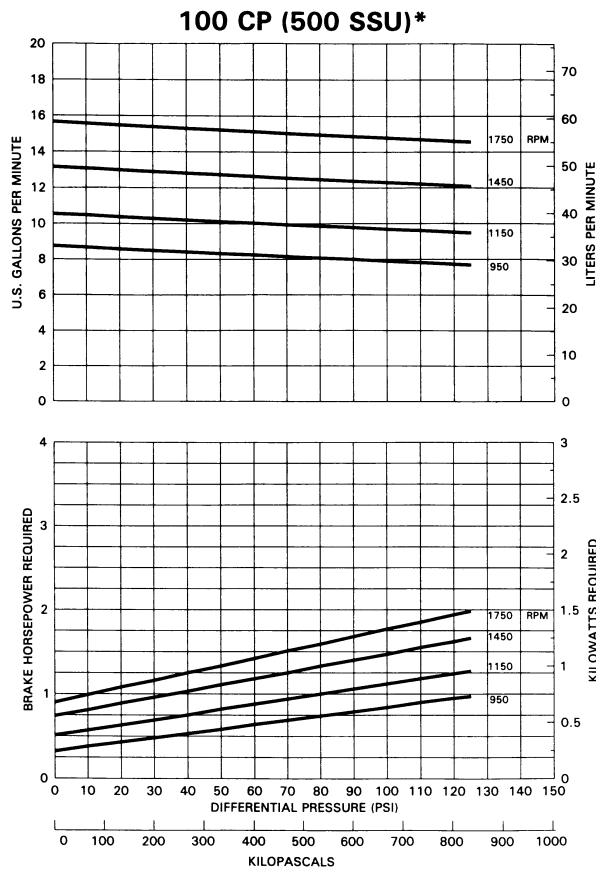
Blackmer Characteristic Curves are based on Brake Horsepower (BHp). To determine Motor Horsepower, drive train inefficiencies must be added to the BHp.

Actual capacities are dependent upon the vapor pressure of the liquid and the inlet conditions of the system.

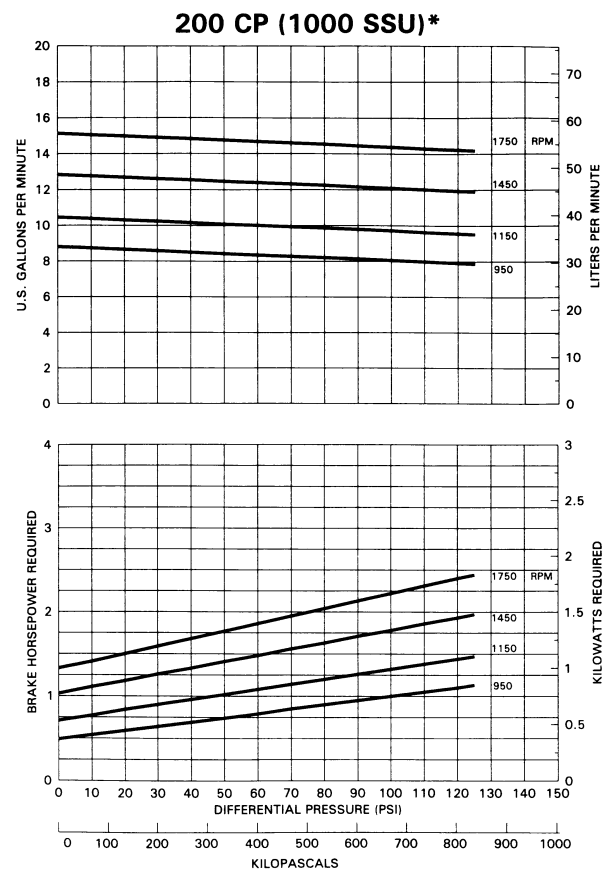
*Centipoise (cP) to SSU conversion is based on a fluid specific gravity of 1.0.
Centipoise = centistokes at 1.0 specific gravity.

CHARACTERISTIC CURVES

Models: XF1P, XB1P



Performance Note: Non-metallic or metallic vanes.



Performance Note: Non-metallic vanes above 1100rpm.
Metallic vanes all speeds.

Blackmer Characteristic Curves are based on Brake Horsepower (BHp). To determine Motor Horsepower, drive train inefficiencies must be added to the BHp.

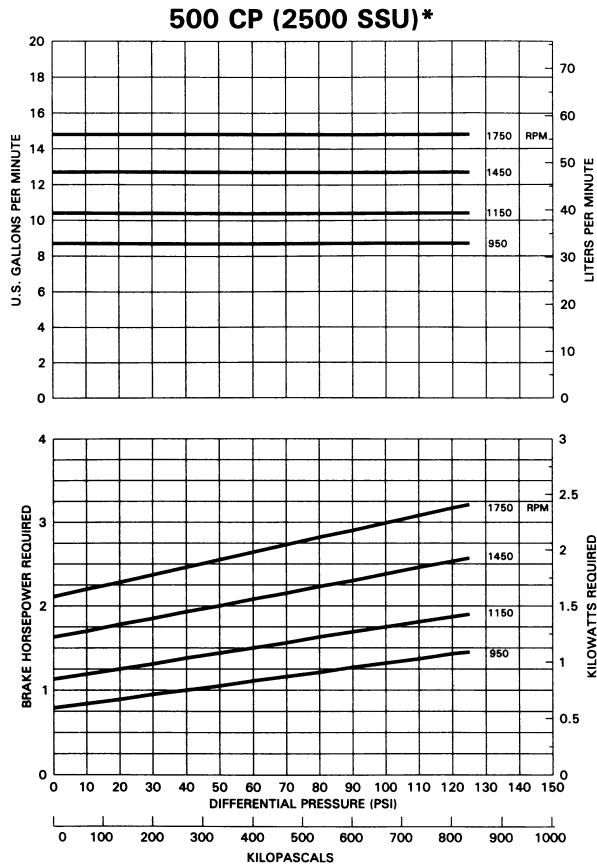
Actual capacities are dependent upon the vapor pressure of the liquid and the inlet conditions of the system.

*Centipoise (cP) to SSU conversion is based on a fluid specific gravity of 1.0.
Centipoise = centistokes at 1.0 specific gravity.



CHARACTERISTIC CURVES

Models: XF1P, XB1P



Performance Note: Non-metallic vanes above 1100 rpm.
Metallic vanes all speeds.

Blackmer Characteristic Curves are based on Brake Horsepower (BHp). To determine Motor Horsepower, drive train inefficiencies must be added to the BHp.

Actual capacities are dependent upon the vapor pressure of the liquid and the inlet conditions of the system.

*Centipoise (cP) to SSU conversion is based on a fluid specific gravity of 1.0.
Centipoise = centistokes at 1.0 specific gravity.

