

SPECIFICATIONS SHEET

G200 – 2 in. All-Pur™ Food Grade Pump



Air Inlet
1/2" FNPT

Liquid Inlet
2"

Liquid Discharge
2"

Connection Type
Tri-Clamp

Max Suction Lift Capability
9.8 ft-H₂O (3 m-H₂O) Dry
29.5 ft-H₂O (9 m-H₂O) Wet

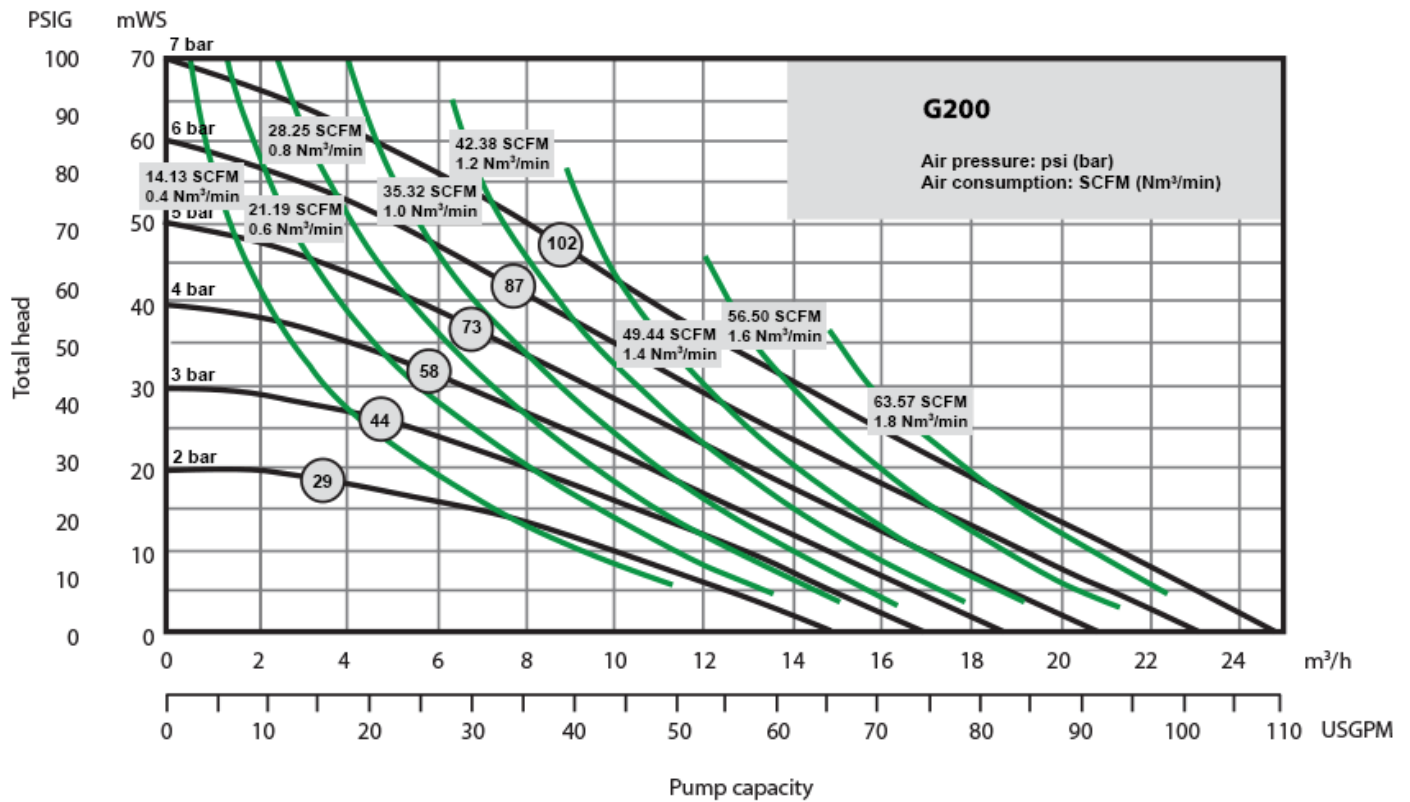
Max Flow Rate
106 gpm (400 lpm)

Max Pressure
100 psi (7 bar)

Max Solids Dia.
9/16" (14 mm)

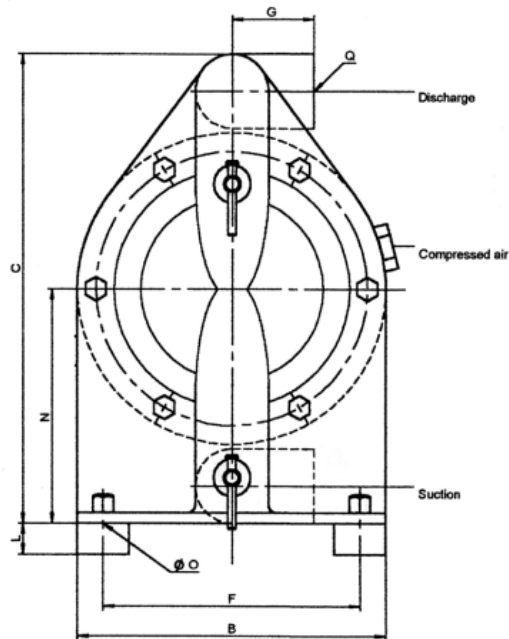
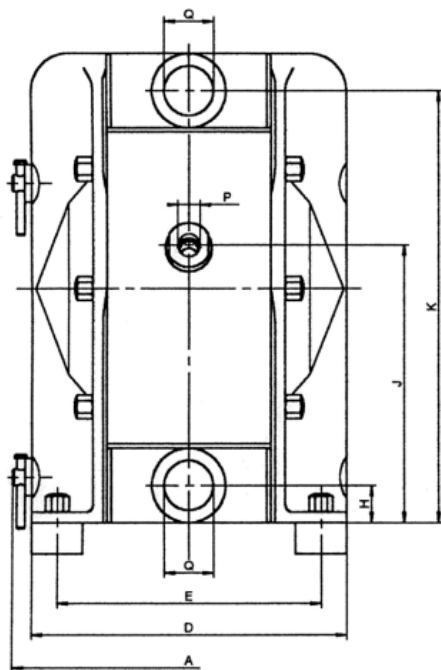
Disp. Per Stroke
0.07 gal (0.28 L)

Weight
64 lbs (29 kg)



SPECIFICATIONS SHEET

G200 – 2 in. All-Pur™ Food Grade Pump



Inch	A	B	C	D	E	F	G	H	J	K	L	N	O	P	Q
G200	12.6	10.6	16.6	11	9.4	9.1	2.8	1.5	8.3	15.2	0.8	8.3	0.3	½"	2"TC

Construction

Wet End:	316 Stainless Steel
Air End:	Conductive Polyethylene
Diaphragms:	FDA EPDM, Integral PTFE
Balls:	FDA EPDM, PTFE
O-Rings:	FDA EPDM, PTFE
Hardware:	Stainless Steel
Muffler:	Metal

Popular Models

G200-TJ3-PTXT-GFN	316 Stainless Steel, Tri-Clamp, PTFE Diaphragm, PTFE Ball, PTFE O-Ring, Stainless Steel Hardware, Manual Drain Ball Lifters
G200-TJ3-MMXT-GFN	316 Stainless Steel, Tri-Clamp, EPDM [FDA] Diaphragm, EPDM [FDA] Ball, EPDM [FDA] O-Ring, Stainless Steel Hardware, Manual Drain Ball Lifters



PSG
All-Flo
22069 Van Buren Street
Grand Terrace, CA 92313, USA

P: +1 (440) 354-1700
F: +1 (440) 354-9466

all-flo.com

