

SPECIFICATIONS SHEET

G125 – 1-1/4 in. All-Pur™ Food Grade Pump



Air Inlet
1/4" FNPT

Liquid Inlet
1-1/2"

Liquid Discharge
1-1/2"

Connection Type
Tri-Clamp

Max Suction Lift Capability
6.6 ft-H₂O (2 m-H₂O) Dry
29.5 ft-H₂O (9 m-H₂O) Wet

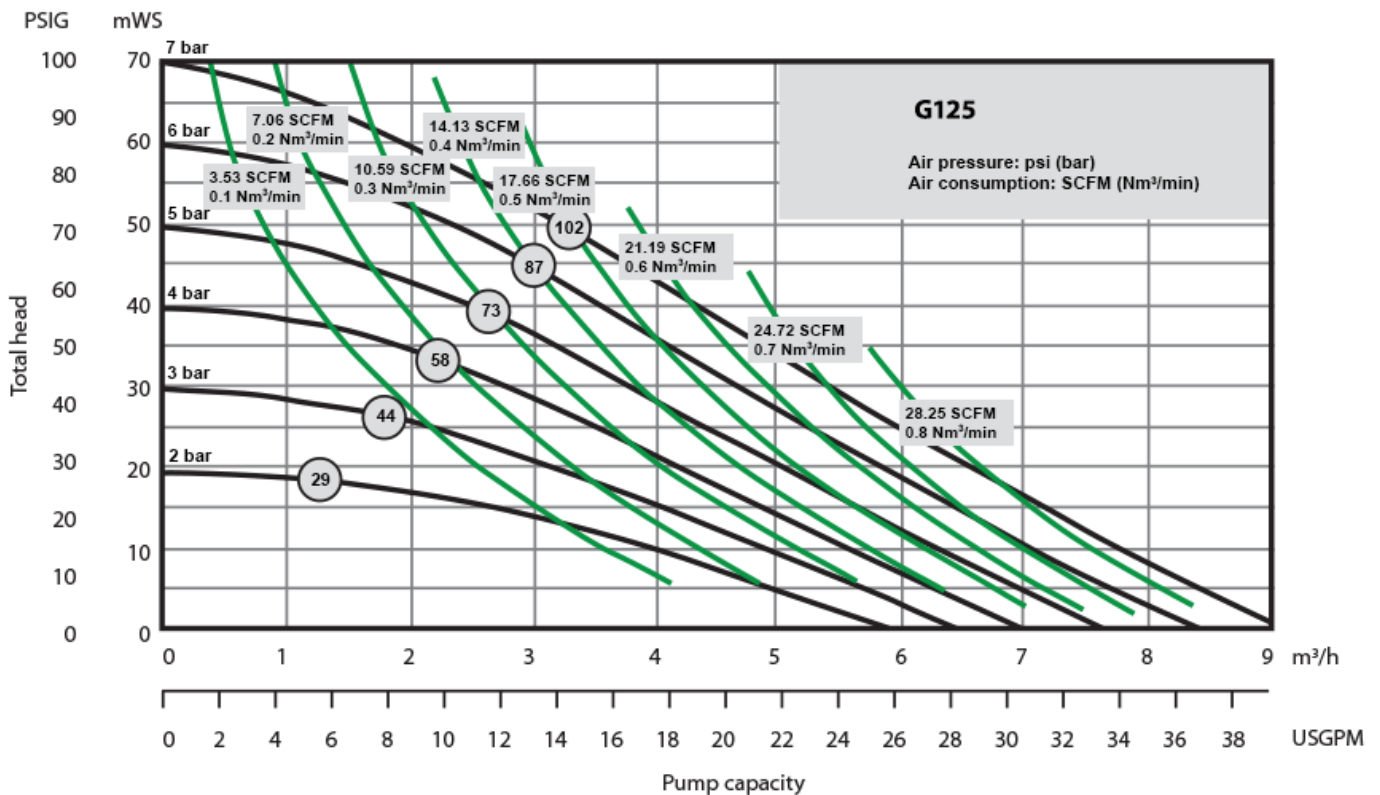
Max Flow Rate
40 gpm (150 lpm)

Max Pressure
100 psi (7 bar)

Max Solids Dia.
15/32" (12 mm)

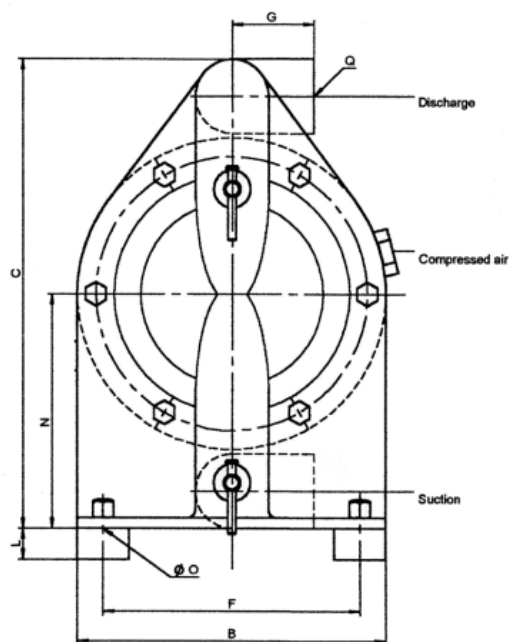
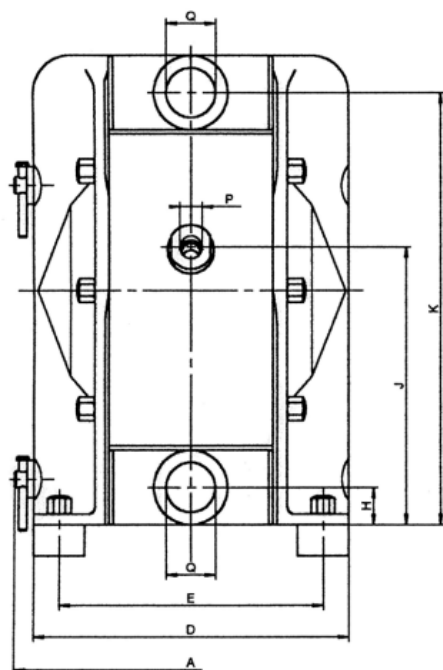
Disp. Per Stroke
0.07 gal (0.28 L)

Weight
29 lbs (13 kg)



SPECIFICATIONS SHEET

G125 – 1-1/4 in. All-Pur™ Food Grade Pump



Inch	A	B	C	D	E	F	G	H	J	K	L	N	O	P	Q
G125	9	7.9	12.2	8	7	6.9	2	1.1	7.	11.2	0.7	6.1	0.2	¼"	1-1/2"TC

Construction

Wet End:	316 Stainless Steel
Air End:	Conductive Polyethylene
Diaphragms:	FDA EPDM, Integral PTFE
Balls:	FDA EPDM, PTFE
O-Rings:	FDA EPDM, PTFE
Hardware:	Stainless Steel
Muffler:	Metal

Popular Models

G125-TJ3-PTXT-GFN	316 Stainless Steel, Tri-Clamp, PTFE Diaphragm, PTFE Ball, PTFE O-Ring, Stainless Steel Hardware, Manual Drain Ball Lifters
G125-TJ3-MMXT-GFN	316 Stainless Steel, Tri-Clamp, EPDM [FDA] Diaphragm, EPDM [FDA] Ball, EPDM [FDA] O-Ring, Stainless Steel Hardware, Manual Drain Ball Lifters



PSG
All-Flo
22069 Van Buren Street
Grand Terrace, CA 92313, USA

P: +1 (440) 354-1700
F: +1 (440) 354-9466

all-flo.com

