


SPECIFICATIONS SHEET

A200 – 2 in. METAL PUMP



Air Inlet
3/4" FNPT

Liquid Inlet
2"

Liquid Discharge
2"

Connection Type
FNPT/FBSPT (Threaded)
ANSI/DIN (Flanged)

Max Suction Lift Capability
24.4 ft-H₂O (7.4 m-H₂O) Dry
31.7 ft-H₂O (9.7 m-H₂O) Wet

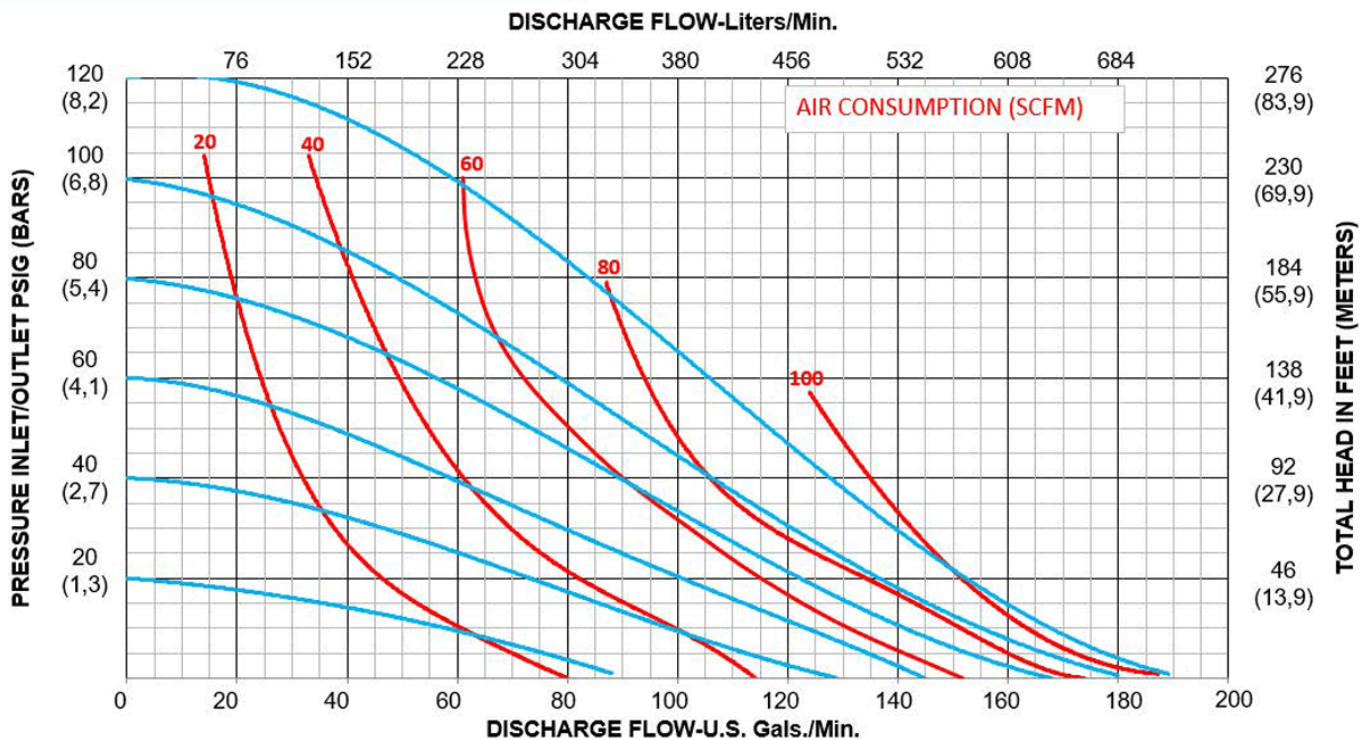
Max Flow Rate
190 gpm (719 lpm)

Max Pressure
120 psi (8.2 bar)

Max Solids Dia.
1/4" (6.4 mm)

Disp. Per Stroke
0.62 gal (2.34 L)

Weight
Al: 62 lbs (28 kg)
SS: 130 lbs (59 kg)



PSG
All-Flo
22069 Van Buren Street
Grand Terrace, CA 92313, USA

P: +1 (440) 354-1700
F: +1 (440) 354-9466

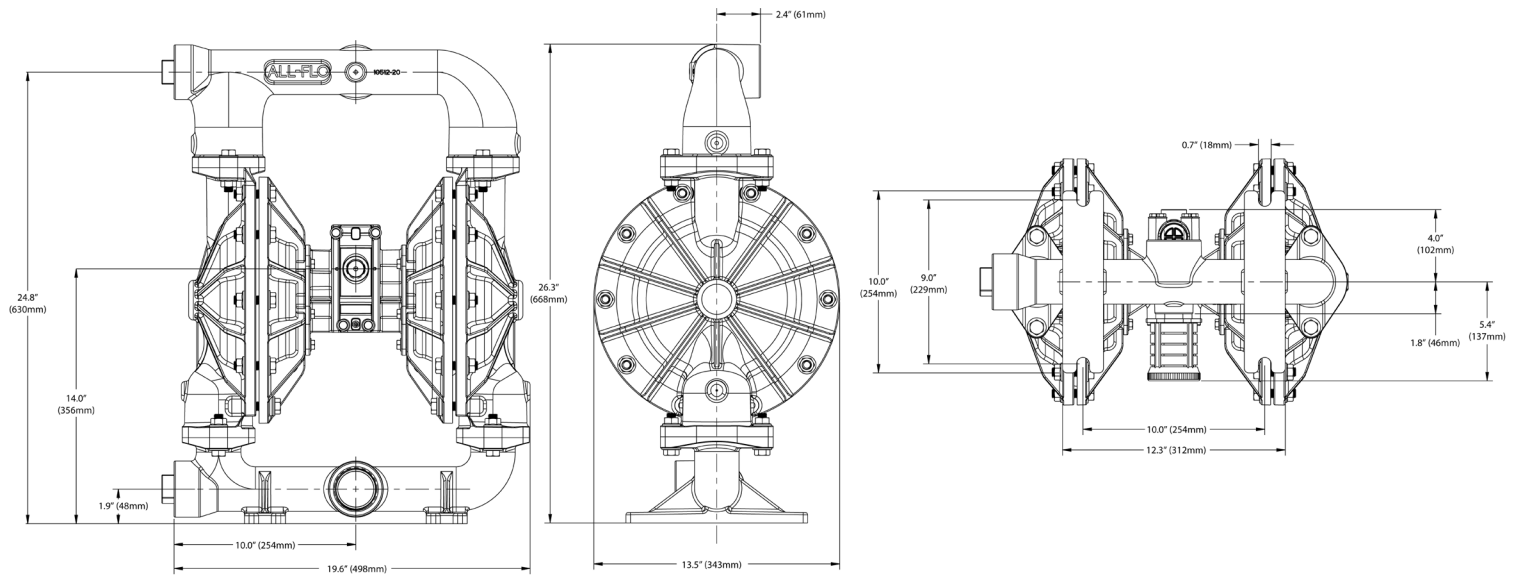
all-flo.com



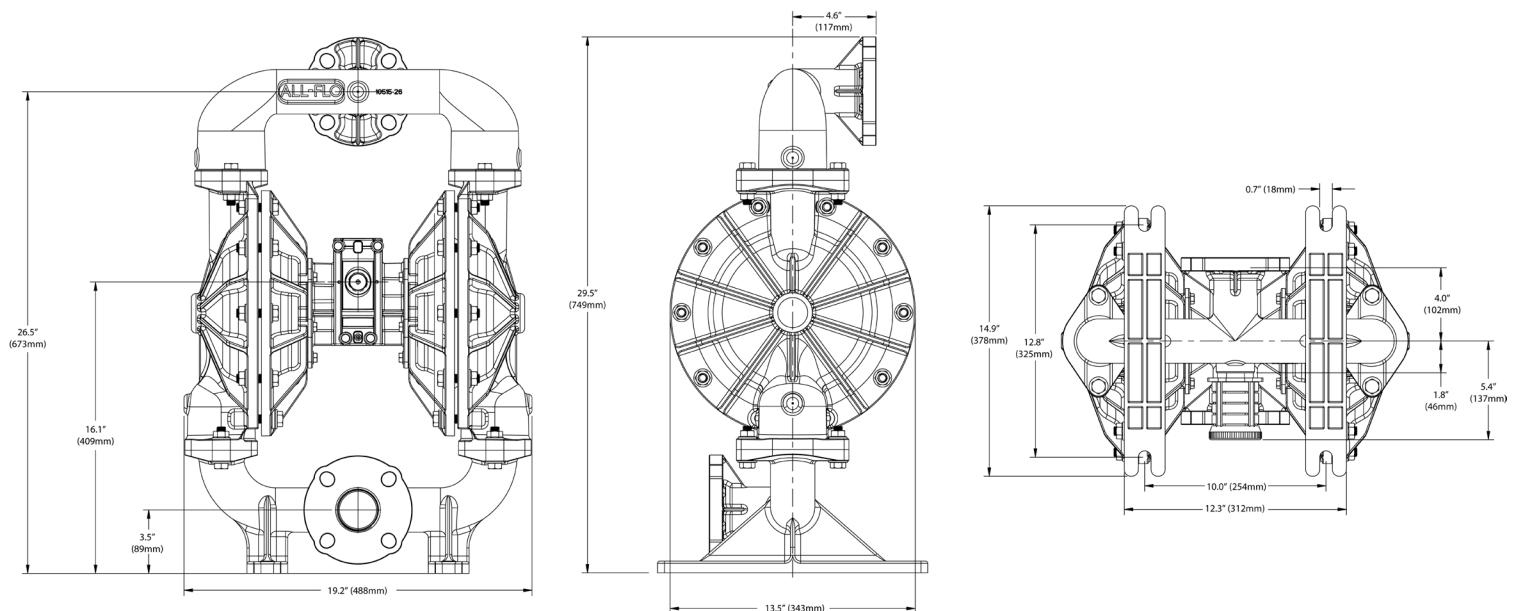
SPECIFICATIONS SHEET

A200 – 2 in. METAL PUMP

Aluminum



Stainless Steel



PSG
All-Flo
22069 Van Buren Street
Grand Terrace, CA 92313, USA

P: +1 (440) 354-1700
F: +1 (440) 354-9466

all-flo.com

